

ANNEX 7

EXAMPLES OF ARRANGEMENTS OF THE GHS LABEL ELEMENTS

Annex 7

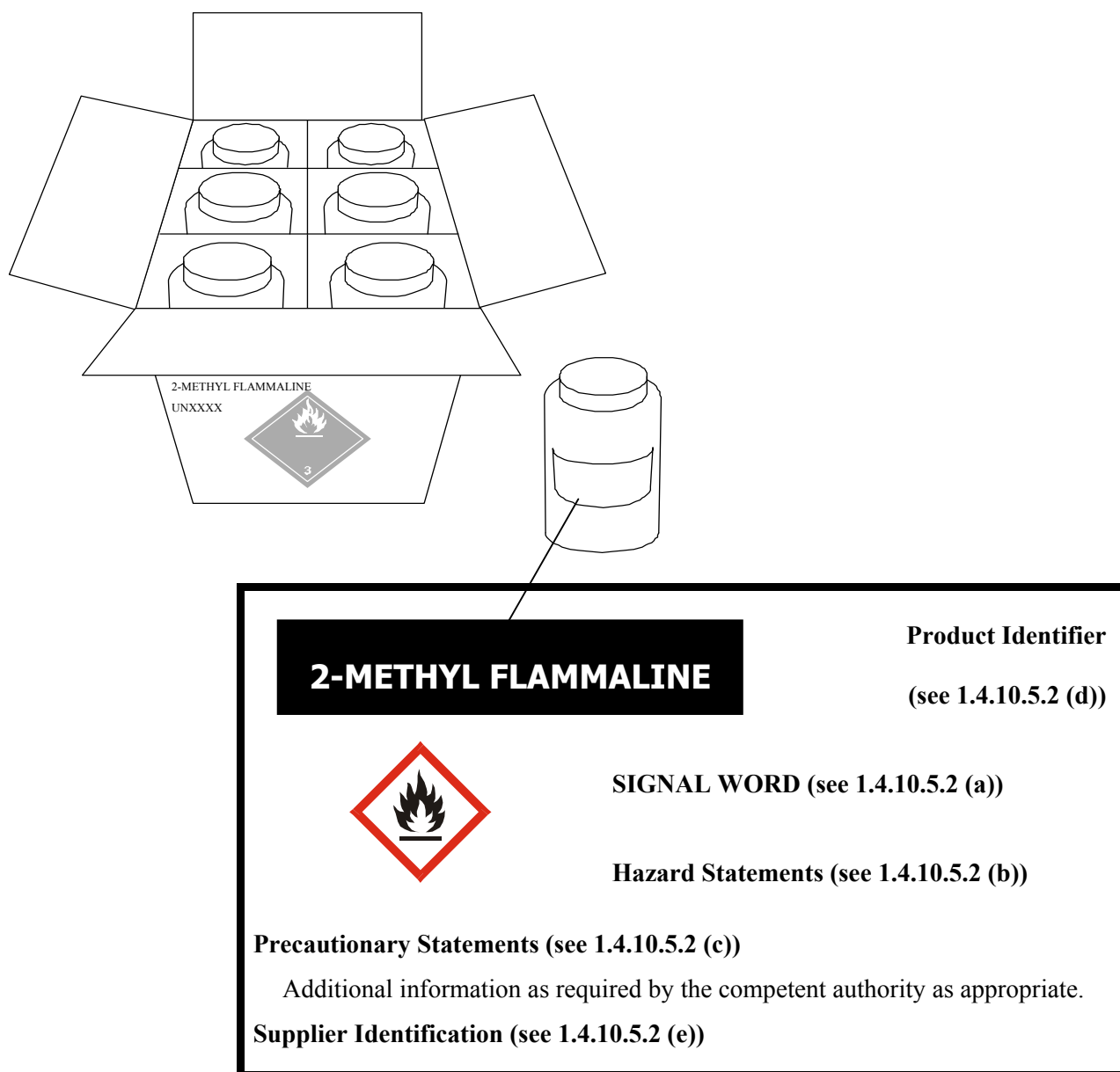
EXAMPLES OF ARRANGEMENTS OF THE GHS LABEL ELEMENTS

The following examples are provided for illustrative purposes and are subject to further discussion and consideration by the GHS Sub-Committee.

Example 1: Combination packaging for a Category 2 flammable liquid

Outer Packaging: Box with a flammable liquid transport label*

Inner Packaging: Plastic bottle with GHS hazard warning label**



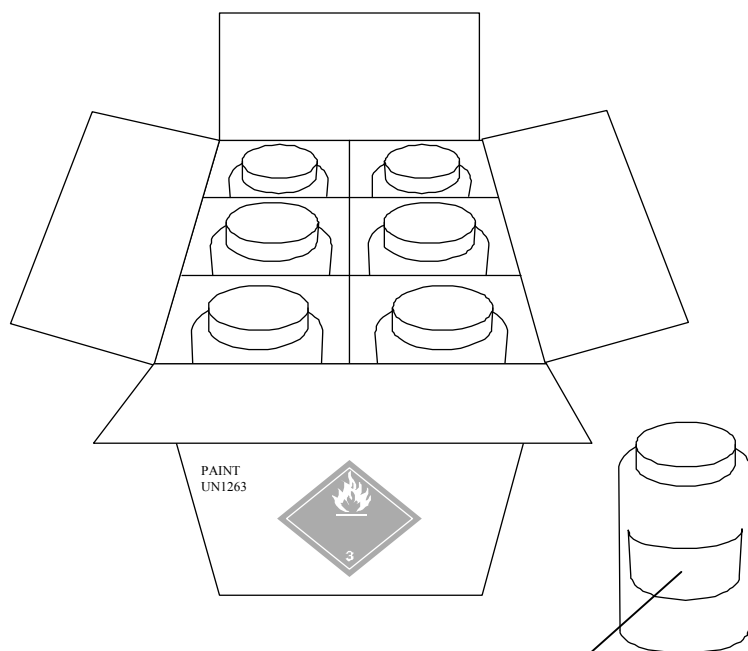
Notes: * Only the UN transport markings and labels are required for outer packagings.



** A flammable liquid pictogram as specified in the "UN Recommendations on the Transport of Dangerous Goods, Model Regulations" may be used in place of the GHS pictogram shown on the inner packaging label.

Example 2: Combination packaging for a Category 1 Specific target organ/Systemic toxicant and Category 2 Flammable liquid

Outer Packaging: Box with a flammable liquid transport label*

Inner Packaging: Plastic bottle with GHS hazard warning label**



PAINT (FLAMMALINE, LEAD CHROMOMIUM)	Product Identifier (see 1.4.10.5.2 (d))
 **	SIGNAL WORD (see 1.4.10.5.2 (a))
	Hazard Statements (see 1.4.10.5.2 (b))
Precautionary Statements (see 1.4.10.5.2 (c))	
Additional information as required by the competent authority as appropriate.	
Supplier Identification (see 1.4.10.5.2 (e))	

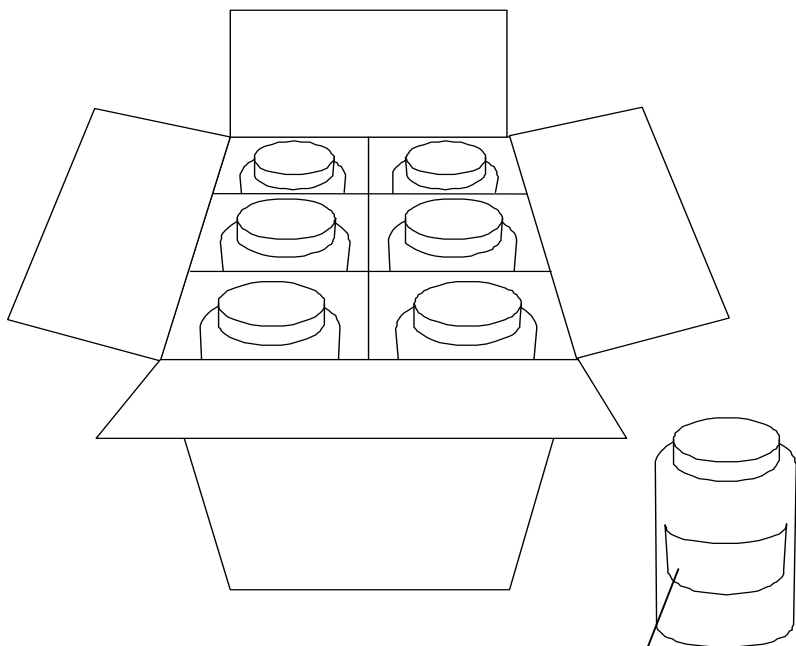
Notes: * Only the UN transport markings and labels are required for outer packagings.


** A flammable liquid pictogram as specified in the UN Recommendations on the Transport of Dangerous Goods, Model Regulations may be used in place of the GHS pictogram shown on the inner packaging label.

Example 3: Combination packaging for a Category 2 Skin irritant and Category 2A Eye irritant

Outer Packaging: Box with no label required for transport*

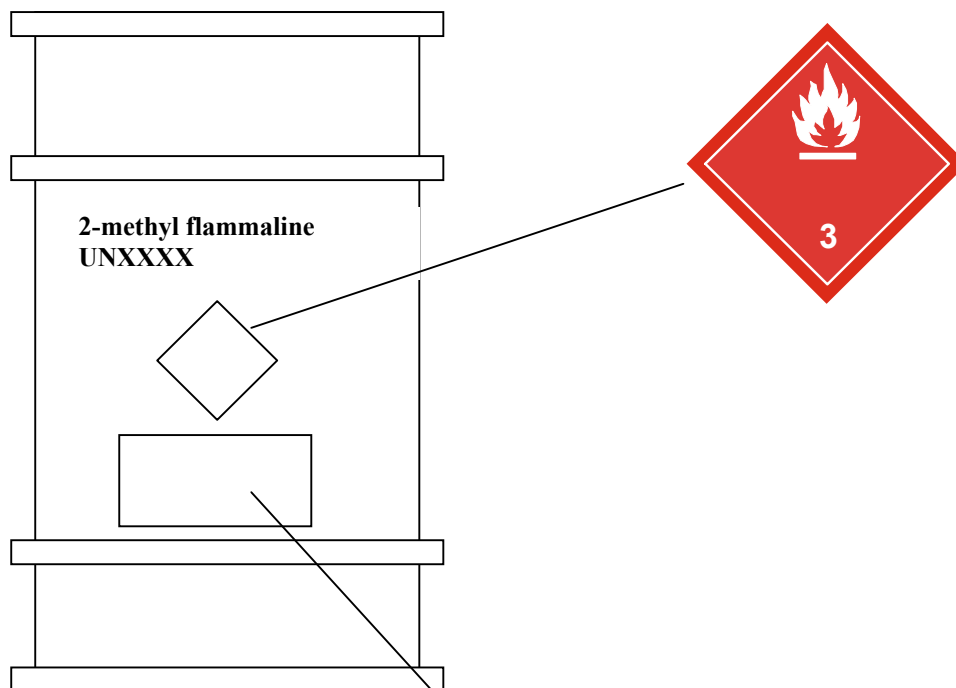
Inner Packaging: Plastic bottle with GHS hazard warning label



BLAHZENE SOLUTION	Product Identifier (see 1.4.10.5.2 (d))
	SIGNAL WORD (see 1.4.10.5.2 (a))
	Hazard Statements (see 1.4.10.5.2 (b))
	Precautionary Statements (see 1.4.10.5.2 (c)) Additional information as required by the competent authority as appropriate.
	Supplier Identification (see 1.4.10.5.2 (e))

*Note: * Some competent authorities may require a GHS label on the outer packaging in the absence of a transport label.*

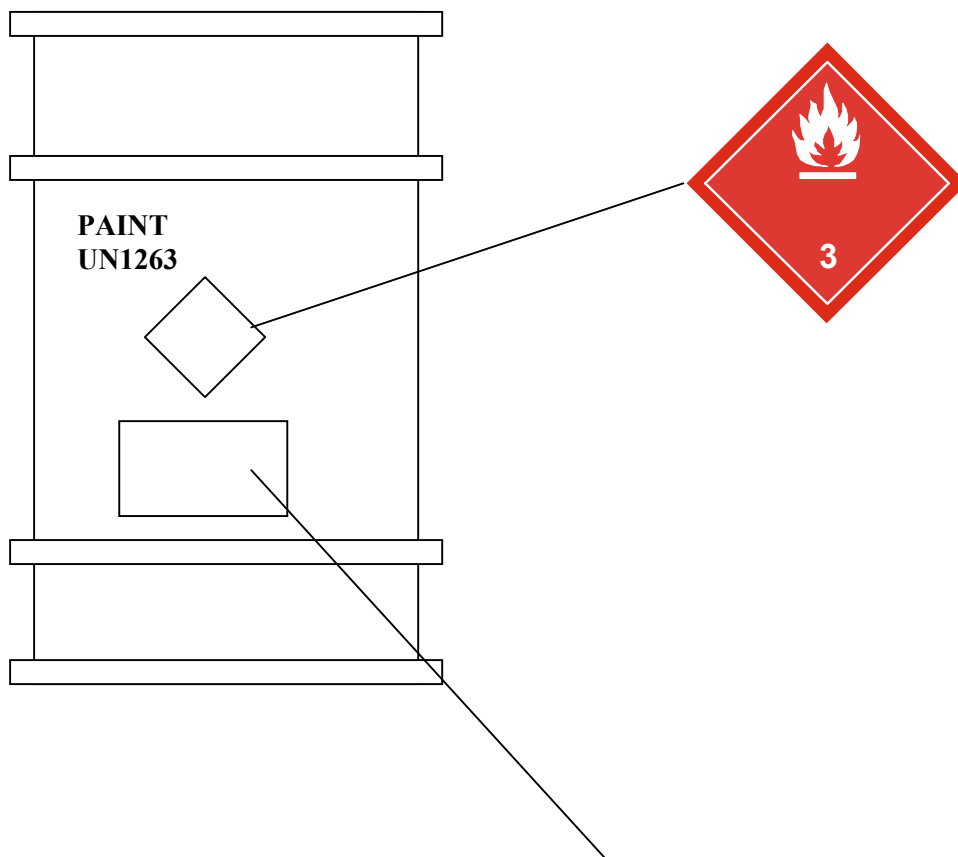
Example 4: Single packaging (200 liter drum) for a Category 2 Flammable liquid




2-METHYL FLAMMALINE	Product Identifier (see 1.4.10.5.2 (d))
SIGNAL WORD (see 1.4.10.5.2 (a))	
Hazard Statements (see 1.4.10.5.2 (b))	
Precautionary Statements (see 1.4.10.5.2 (c)) Additional information as required by the competent authority as appropriate.	
Supplier Identification (see 1.4.10.5.2 (e))	

Note: *The GHS label and the flammable liquid pictogram and markings required by the “UN Recommendations on the Transport of Dangerous Goods, Model Regulations” may also be presented in a combined format.*

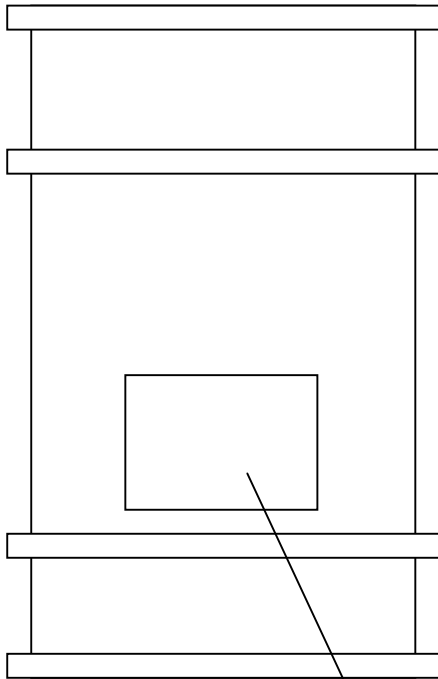
Example 5: Single packaging for a Category 1 Specific target organ/Systemic toxicant and Category 2 Flammable liquid




PAINT (METHYL FLAMMALINE, LEAD CHROMOMIUM	Product Identifier (see 1.4.10.5.2 (d))
	SIGNAL WORD (see 1.4.10.5.2 (a))
	Hazard Statements (see 1.4.10.5.2 (b))
Precautionary Statements (see 1.4.10.5.2 (c)) Additional information as required by the competent authority as appropriate.	
Supplier Identification (see 1.4.10.5.2 (e))	

Note: The GHS label and the flammable liquid pictogram and markings required by the “UN Recommendations on the Transport of Dangerous Goods, Model Regulations” may also be presented in a combined format.

Example 6: Single packaging for a Category 2 Skin irritant and Category 2A Eye irritant



BLAHZENE SOLUTION	Product Identifier (see 1.4.10.5.2 (d))
	SIGNAL WORD (see 1.4.10.5.2 (a))
	Hazard Statements (see 1.4.10.5.2 (b))
Precautionary Statements (see 1.4.10.5.2 (c))	
Additional information as required by the competent authority as appropriate.	
Supplier Identification (see 1.4.10.5.2 (e))	

Example 7: Additional guidance when transport and other GHS information appear on single packaging

- (a) Where transport and other GHS information appear on a single packaging (e.g. a 200 liter drum), consideration must be given to ensuring the label elements are placed in a manner that addresses the needs of the different sectors;*
- (b) Transport pictograms must convey information immediately in an emergency situation. They must be able to be seen from a distance, as well as in conditions that are smoky or otherwise partially obscure the package;*
- (c) The transport-related pictograms are distinct in appearance from pictograms intended solely for non-transport purposes which helps to distinguish them;*
- (d) The transport pictograms may be placed on a separate panel of a GHS label to distinguish them from the other information or may be placed adjacent to the other GHS information on the packaging;*
- (e) The pictograms may be distinguished by adjusting their size. Generally speaking, the size of the non-transport pictograms should be proportional to the size of the text of the other label elements. This would generally be smaller than the transport-related pictograms, but such size adjustments should not affect the clarity or comprehensibility of the non-transport pictograms;*

Following is an example of how such a label may appear:

Single packaging using 3 adjacent panels to convey multiple hazards.

Product classified as (1) Category 2 Flammable liquid, (2) Category 4 Acute toxicity by inhalation, and (3) Category 2 Specific target organ/Systemic toxicity, repeated exposure.

CODE
PRODUCT NAME



COMPANY NAME

Street Address
City, State, Postal Code, Country
Phone Number
Emergency Phone Number

DIRECTIONS FOR USE:
XXXXXXXXXXXXXXXXXXXXX
XXXXXXXXXXXXXXXXXXXXX
XXXXXXXXXXXXXXXXXXXXX

Danger
Keep out of the reach of children.
Read label before use.

Highly flammable liquid and vapour.
Harmful if inhaled.
May cause liver and kidney damage through
prolonged or repeated exposure.

Keep container tightly closed.
Keep away from heat/sparks/open flame-No smoking.
Use only outdoors or in a well-ventilated area.
Do not breath fume/gas/mist/vapours/spray.
Wear protective gloves and eye/face protection [as specified....]
Ground/bond container and receiving equipment.

IN CASE OF FIRE use [as specified] for extinction

FIRST AID
IF INHALED: Remove to fresh air and keep at rest in
a position comfortable for breathing.
Call a Poison Center or doctor/physician if you feel unwell.

Store in a cool, well-ventilated place.

UN Number
Proper shipping
name

[Universal Product Code (UPC)]

Fill weight: XXXX Lot Number: XXXX
Gross weight: XXXX Fill Date: XXXX
Expiration Date: XXXX