

Distr.
GENERAL

TRANS/WP.29/GRE/2001/7
19 February, 2001

ENGLISH ONLY

ECONOMIC COMMISSION FOR EUROPE

INLAND TRANSPORT COMMITTEE

World Forum for Harmonisation of Vehicle Regulations (WP.29)

Working Party on Lighting and Light-Signalling (GRE)
(Forty-sixth session, 27-30 March, agenda item 2.6.)

PROPOSAL FOR DRAFT SUPPLEMENT 1 TO THE DRAFT REGULATION:

UNIFORM PROVISIONS CONCERNING THE APPROVAL OF MOTOR VEHICLE HEADLAMPS
EMITTING AN ASYMMETRICAL PASSING BEAM OR A DRIVING BEAM OR BOTH AND
EQUIPPED WITH FILAMENT LAMPS
(document TRANS/WP.29/773, based on TRANS/WP.29/1998/41 only)

Transmitted by the secretariat.

Note: The text reproduced below was consolidated by the secretariat, following the invitation by WP.29 at its one-hundred-twenty-second session (TRANS/WP.29/743, paras. 128 and 129). It is based on document TRANS/WP.29/1998/41/Add.1 and the subsequent comments (shown in bold) received from the expert from France; those comments of the French expert which refer only to the French version of TRANS/WP.29/1998/41 (i.e. TRANS/WP.29/773) are presented in document TRANS/WP.29/GRE/2001/21.

Note: This document is distributed to the Experts on lighting and light-signalling only.

GE.01-20655

Paragraph 3.2. footnote 3/, amend to read:

"3/ If the lens cannot be detached from the main body of the headlamp, a **unique marking** on the lens **as per paragraph 4.2.5** shall be sufficient."

Paragraph 4.2.2.7., amend to read:

"...

In the case of **grouped or** reciprocally incorporated **driving beam** headlamps, indication of the maximum luminous intensity of the driving beams as a whole shall be expressed as above. "

Paragraph 4.2.5., amend to read:

"4.2.5. The marks and symbols referred to in paragraphs 4.2.1. to 4.2.3. above shall be clearly legible and be indelible. They may be placed on an inner or outer part (transparent or not) of the headlamp, which cannot be separated from the transparent part of the headlamp emitting the light. In any case they shall be visible when the headlamp is fitted on the vehicle or when a movable part such as the hood is opened."

Paragraph 4.3.1., amend to read:

"4.3.1. Independent lamps

Annex 2, figures 1 to 10, to this Regulation ... "

Paragraph 4.3.2.1.1., amend to read:

"4.3.2.1.1. it is visible **as per paragraph 4.2.5.**;"

Paragraph 4.3.2.5., amend to read:

"4.3.2.5. Annex 2, figure 11, to this Regulation ... "

Paragraph 4.3.3.2., amend to read:

"4.3.3.2. Annex 2, figure 12, to this Regulation ... "

Paragraph 5.3. footnote 6/ (as renumbered in TRANS/WP.29/773),
amend to read (English and Russian only):

"6/ HIR1 and/or H9 filament lamps ... amendments, shall **not** be applied when these lamps are installed. "

Paragraph 6.4.3., amend to read:

"...

passing beam: points HV and 75 R (75 L respectively);
driving beam: **E_M** and point HV (percentage of **E_M**). "

Annex 2,

Figure 12, Example 2, in the design, remove arrow from underneath HRPL and the text under the figure, amend to read (words "designed for both traffic systems" deleted):

" ...

A headlamp, Class B, emitting a driving beam with a maximum luminous intensity between w and z candelas, meeting the requirements of this Regulation,"

Annex 4,

Paragraphs 1.1.1. and 1.1.1.1., amend to read:

"1.1.1. Test procedure 1/

The headlamp shall be operated for a period according to the specified time, so that:

- 1.1.1.1. (a) In the case where only one lighting function (driving or passing beam or front fog lamp) is to be approved, the corresponding filament is lit for the prescribed time, 2/
- (b) In the case of a headlamp with a passing beam and one or more driving beams or in case of a headlamp with a passing beam and a front fog lamp:
- (i) the headlamp shall be subjected to the following cycle until the time specified is reached:
15 minutes, passing-beam filament lit;
5 minutes, all filaments lit.
- (ii) if the applicant declares that the headlamp is to be used with only the passing beam lit or only the driving beam(s) lit 3/ at a time, the test shall be carried out in accordance with this condition, activating 2/ successively the passing beam half of the time and the driving beam(s) (simultaneously) for half the time specified in paragraph 1.1. above.
- (c) in the case of a headlamp with a front fog lamp and one or more driving beams:
- (i) the headlamp shall be subjected to the following cycle until the time specified is reached:
15 minutes, front fog lamp lit;
5 minutes, all filaments lit.
- (ii) if the applicant declares that the headlamp is to be used with only the front fog lamp lit or only the driving beam(s) lit 3/ at a time, the test shall be carried out in accordance with this condition, activating 2/ successively the passing beam half of the time and the driving beam(s) (simultaneously) for half the time specified in paragraph 1.1. above.

- (d) In the case of headlamp with a passing beam, one or more driving beams and a front fog lamp:
- (i) the headlamp shall be subjected to the following cycle until the time specified is reached:
15 minutes, passing-beam filament lit;
5 minutes, all filaments lit.
 - (ii) if the applicant declares that the headlamp is to be used with only the passing beam lit or only the driving beam(s) 3/ lit at a time, the test shall be carried out in accordance with this condition, activating 2/ successively the passing beam half of the time and the driving beam(s) for half the time specified in paragraph 1.1. above, while the front fog lamp is subjected to a cycle of 15 minutes off and 5 minutes lit for half of the time and during the operation of the driving beam;
 - (iii) if the applicant declares that the headlamp is to be used with only the passing beam lit or only the front fog lamp 3/ lit at a time, the test shall be carried out in accordance with this condition, activating 2/ successively the passing beam half of the time and the front fog lamp for half of the time specified in paragraph 1.1. above, while the driving beam(s) is(are) subjected to a cycle of 15 minutes off and 5 minutes lit for half of the time and during the operation of the passing beam;
 - (iv) if the applicant declares that the headlamp is to be used with only the passing beam lit or only the driving beam(s) 3/ lit or only the front fog lamp 3/ lit at a time, the test shall be carried out in accordance with this condition, activating 2/ successively the passing beam one third of the time, the driving beam(s) one third of the time and the front fog lamp for one third of the time specified in paragraph 1.1. above.

1/ For the test schedule see annex 8 to this Regulation.

2/ When the tested headlamp includes signalling lamps, the latter shall be lit for the duration of the test. In the case of a direction indicator lamp, it shall be lit in flashing mode with an on/off time of approximately one to one.

3/ Should two or more lamp filaments be simultaneously lit when headlamp flashing is used, this shall not be considered as being normal use of the filaments simultaneously."

Paragraphs 1.2.1.1.1. to 1.2.1.2., the references to footnotes 3/ to 5/ and footnotes 3/ to 5/, renumber as footnotes 4/ to 6/.

Add a new Annex 8, to read:

" Annex 8

OVERVIEW OF OPERATIONAL PERIODS
CONCERNING TEST FOR STABILITY OF PHOTOMETRIC PERFORMANCE

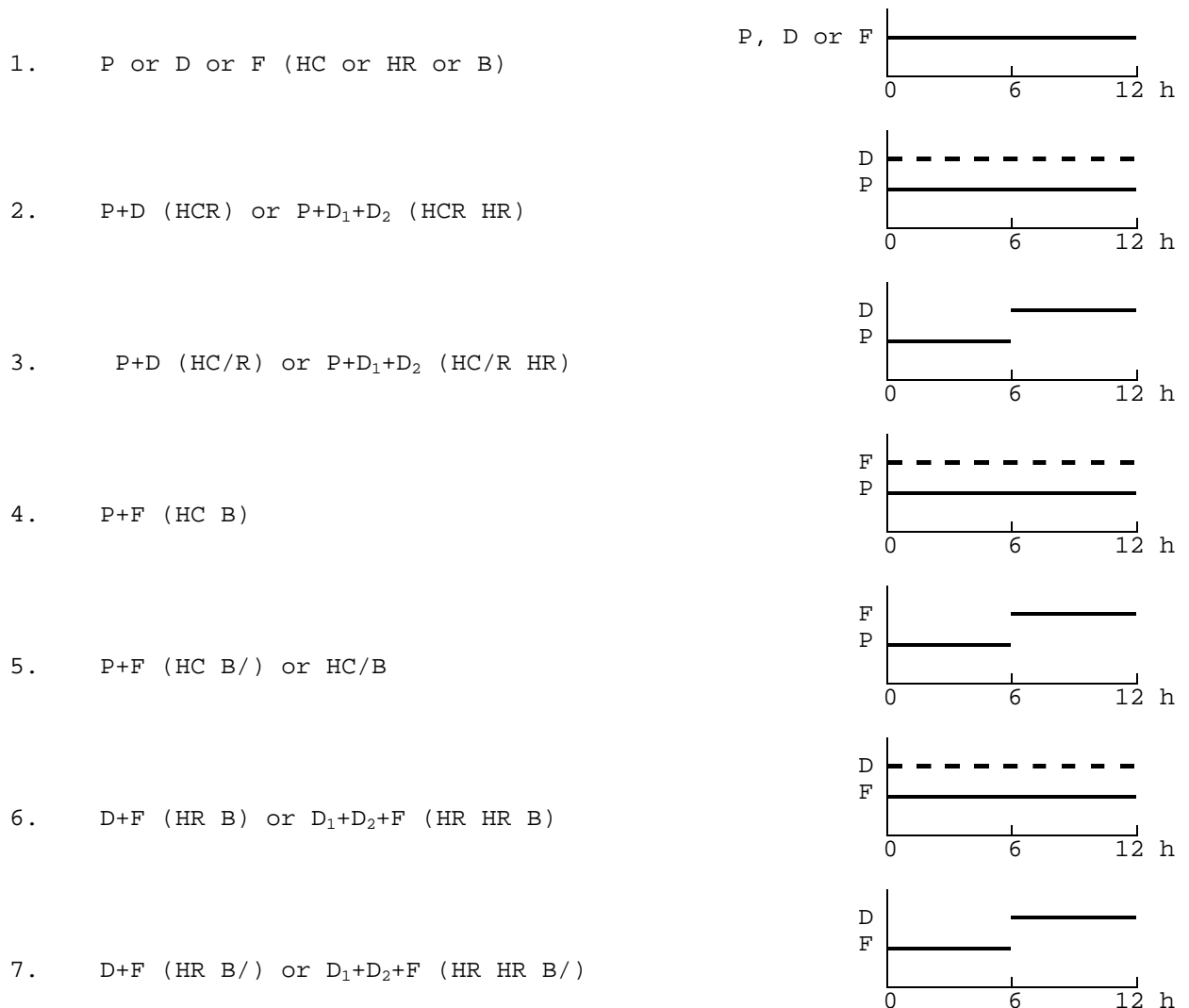
Abbreviations: P: passing beam lamp

D: driving beam lamp (D₁ + D₂ means two driving beams)

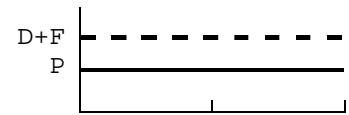
F: front fog lamp

----- : means a cycle of 15 minutes off and 5 minutes lit.

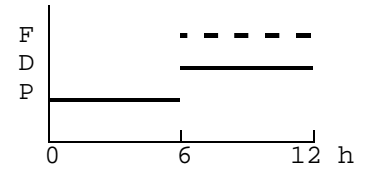
All following grouped headlamps and front fog lamps together with the added marking symbols are given as examples and are not exhaustive.



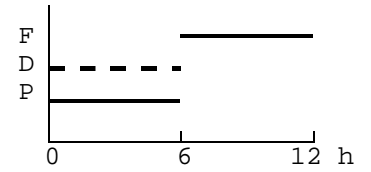
8. P+D+F (HCR B) or P+D₁+D₂+F (HCR HR B)



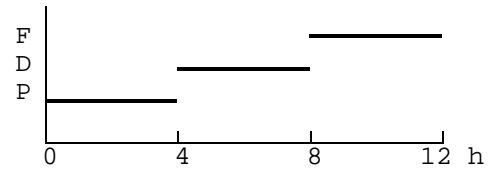
9. P+D+F (HC/R B) or P+D₁+D₂+F (HC/R HR B)



10. P+D+F (HCR B/) or P+D₁+D₂+F (HCR HR B/)



11. P+D+F (HC/R B/) or P+D₁+D₂+F (HC/R HR B/)



_____ "