



United Nations Economic Commission for Europe
Transport Division

Review of the transport situation in UNECE member countries and of emerging development trends

**A document based on responses to a short questionnaire sent to our
member and other available sources**

Konstantinos Alexopoulos

24th session of WP.5, item 6(a)

September 2011

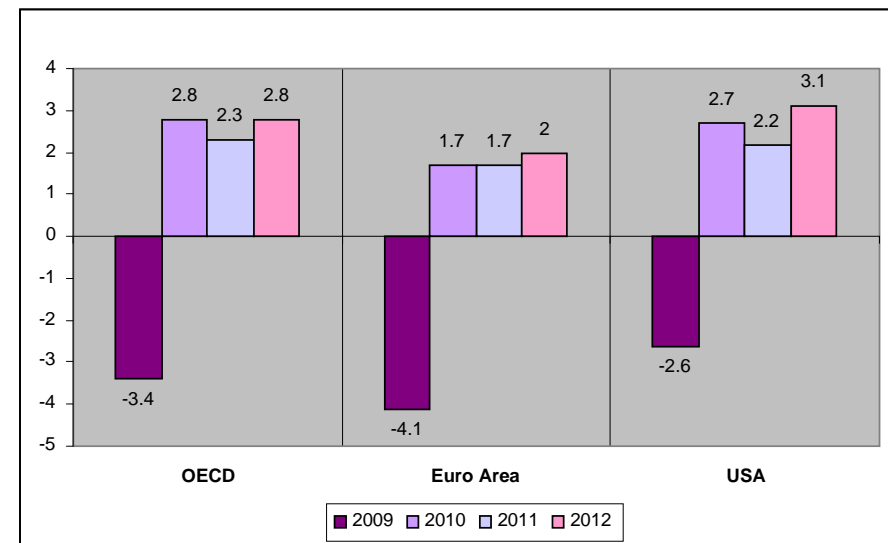




Recovery of the Global Economy

- Signs of modest global economic recovery, but uneven in the ECE region. Some ECE countries are still in recession;
- GDP expected to reach pre-crisis levels by 2012;
- Fiscal challenges and high unemployment rates in some ECE countries;
- World trade expanded 13.5%, but is still below pre-crisis levels;
- Strong economic performances of China and India (increase in exports) are driving global recovery.


GDP- % change from previous year, OECD Projection





Transport highlights of 2010

- Encouraging increase in freight and passenger inland transport in 2010 compared to 2009 but levels remain below the pre-crisis peak for all inland transport modes;
- Rail : freight volumes approximately 10% below pre-crisis levels in the ECE region;
- Inland waterways: 3 times fewer cargo ships entered service in 2010 compared to 2009 but an increase in river cruising;
- Road Transport: the most affected mode by the crisis => 30% contraction in 2009, slower recovery than other modes in 2010;
- 25% increase in TIR carnets issued in 2010 compared to 2009
- China's raise in exports increased demand for transport in 2010 => rapid growth of road transport in China and India, 8.5% annual increase of road haulage in China and 12% in India.






Road Safety: Decade of Action for Road Safety, 2011-2020

- Overall decrease in road fatalities in the past decade, but in some ECE sub-regions numbers remain high or even worsen

Key priorities of ECE countries' national strategies:

- Increased enforcement efficiency
- Stricter penalties for traffic violations
- Road safety awareness campaigns
- Safe road infrastructure





Climate Change and Transport

Impacts:

-Extreme weather events in 2010 (floods, droughts, snowstorms)

Consequences:

-Strained transport infrastructure
-Traffic accidents and cargo damages
-Delays and cancellations of transport operations
-Chaotic traffic jams

Response:

-Mitigation (reduction of transport related CO₂ emissions, environmentally friendly technologies and sustainable transport systems)
-Adaptation measures and resilient infrastructure



Investment and Financing

2009-2010: Budget cuts, lack of funds for transport projects and infrastructure.

Some positive examples:

- Increase in Public-Private Partnerships
- Federal grants for transport infrastructure in the United States
- Investment plans for rail infrastructure in the Russian Federation for Euro-Asian rail transport
- Gotthard rail tunnel in Switzerland – important for Transalpine transport when it opens for traffic in 2017



The Automotive Industry

- The most hard hit industry in 2009 – 32% contraction in the United States
- Improved prospects in 2010: increase in demand for commercial vehicles;
- Reduction of transport related CO₂ emissions : a priority and a challenge for the automotive industry



Summary

- Signs of economic recovery in 2010 but uneven in the ECE region. Growth in the ECE region will be restrained until 2012;
- Slow recovery of the transport sector in 2010 and 2011;
- Asia: strong economic performances in 2010 increase in exports and demand for transport
- Lack of funds for transport infrastructure; some positive steps in 2010;
- Extreme weather events in 2010 disrupted transport operations and highlighted the need for adaptation measures;
- Road Safety: one of the top priorities in 2011;
- Reduction of CO₂ emissions from transport: a challenge for automobile manufacturers and policy makers now and in future.



Thank you for your attention





Transport Trends and Economics Formal Document

Executive Summary	page 1
1. Introduction.	page 3
2. Political, Economic, Social and Technological developments in ECE region for 2010 - 2011 ...	page 4
3. Road.....	page 7
4. Rail.....	page 10
5. Inland Water Transport	page 13
6. Transport Special Issues	page 16
a) Road Safety	page 17
b) Vehicles regulations	page 20
c) Dangerous Goods	page 23
d) Intermodal Transport & Logistics	page 26
e) Border Crossing Facilitation	page 29
7. Transport Emerging Issues.....	page 30
a) Climate Change.....	page 31
b) Intelligent Transport Systems	page 34
c) Transport Security	page 37
8. Summary of Trends for 2012	page 40

