



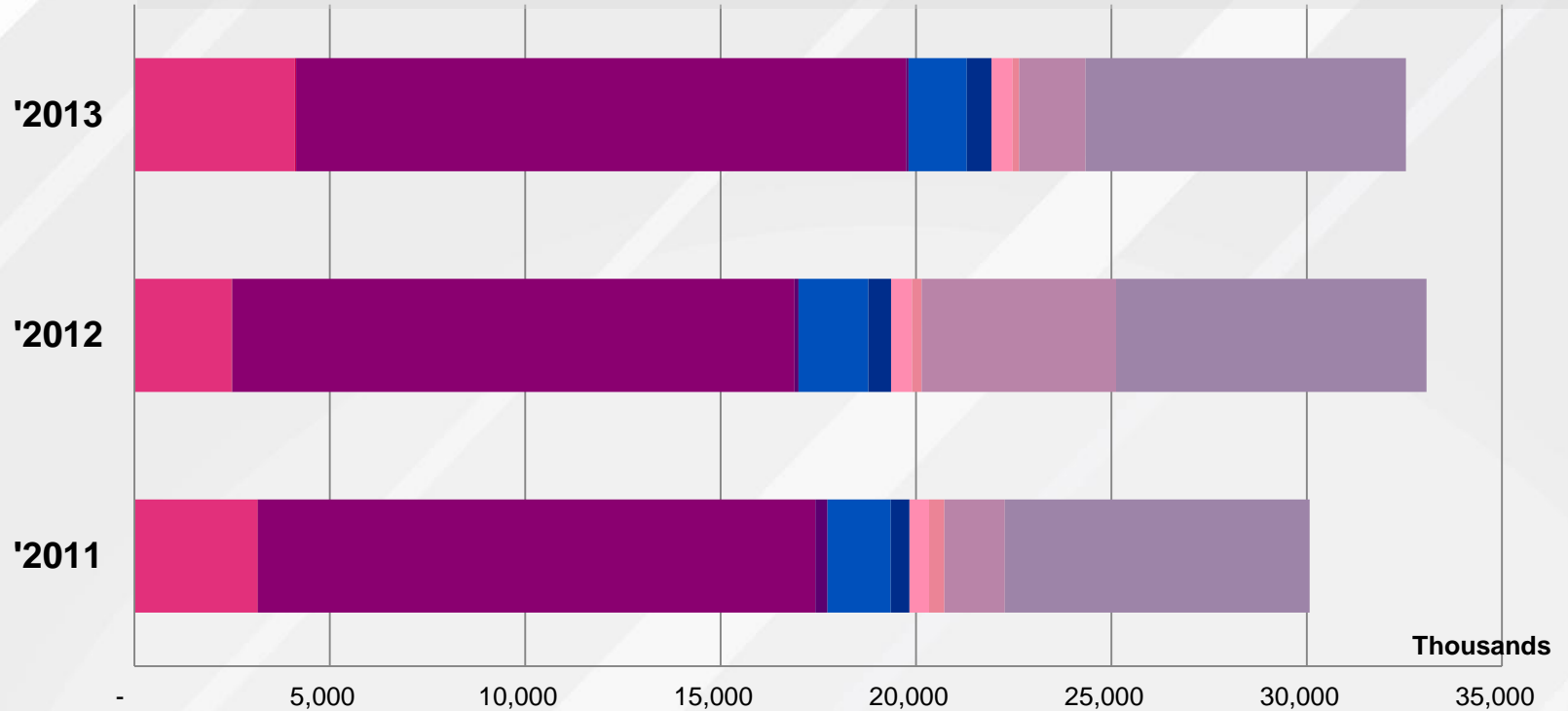
TRANSIT FREIGHT TRANSPORT ON RUSSIA'S RAILWAYS (results and future prospects)

Roman REBETS

Geneva 28/05/2014



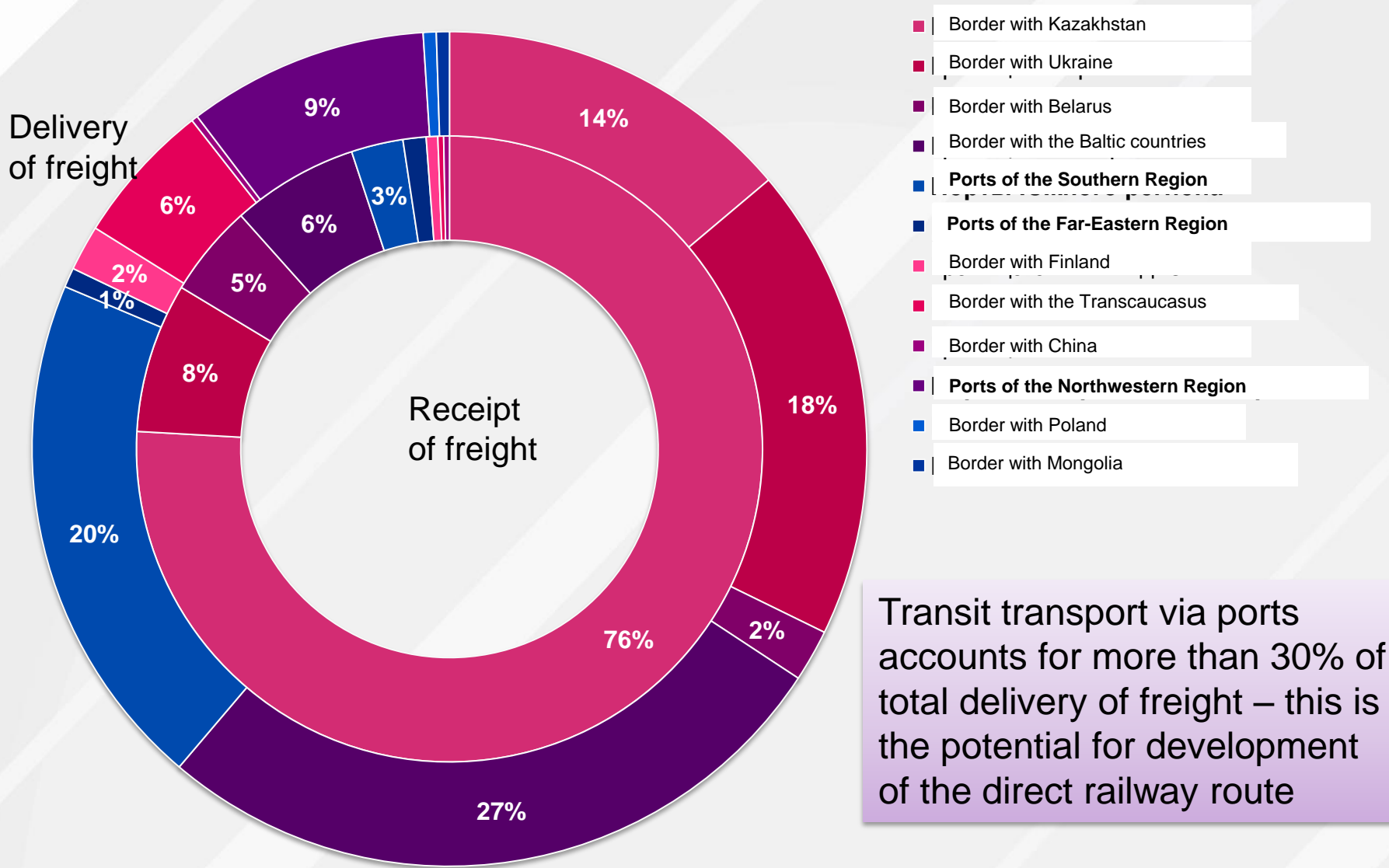
Russian Railways transit transport



	'2011	'2012	'2013
Coal	3,138,695	2,482,160	4,102,479
Coal coke	16,312	21,389	33,455
Oil freight	14,266,764	14,389,059	15,610,478
Various ores	317,039	99,586	61,177
Ferrous metals	1,615,181	1,792,076	1,492,885
Timber freight	477,182	581,827	628,155
Min-l.constr. materials	502,835	530,798	547,574
Fertilisers	396,266	249,064	165,614
Bread products	1,542,342	4,975,275	1,699,653
Other freight	7,806,359	7,946,995	8,200,234



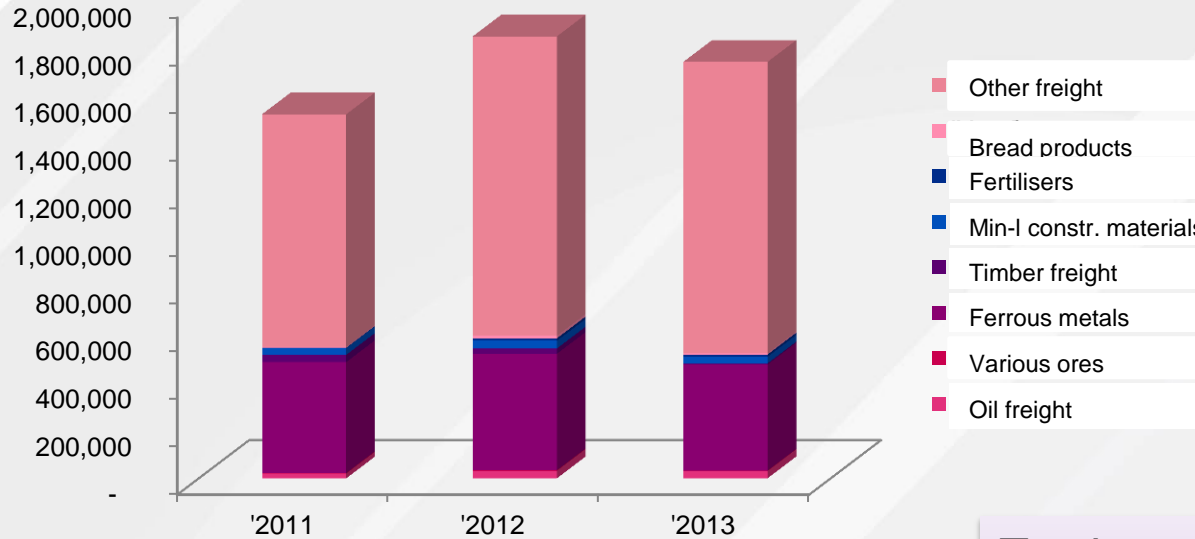
Main areas for arrival/delivery of transit freight into Russian Railways network



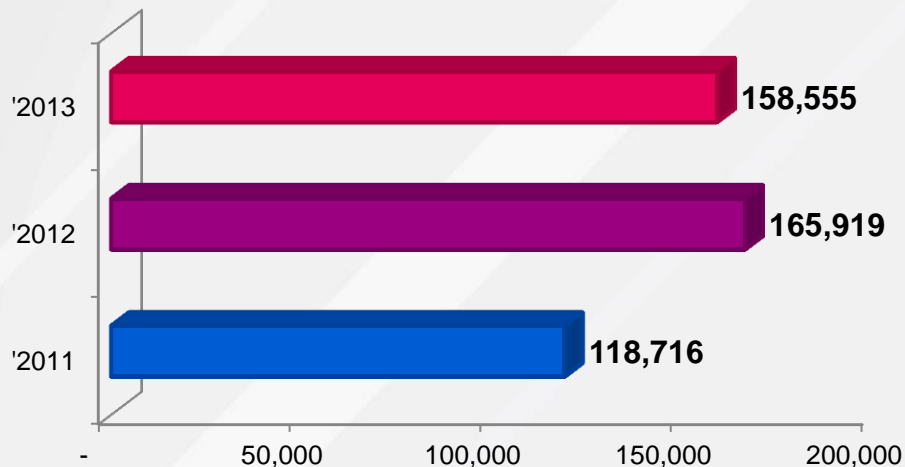


Container transit transport

Total freight transport in containers (tonnes)



Total transit transport TEU



Total transit transport declined in 2013 under the influence of economic problems
The level of transit transport by container is still substantially less than it could potentially be



Global container traffic continues to break records

Container port traffic (TEU: 20 foot equivalent units)

Country Name	2008	2009	2010	2011	2012
Belarus					
China	115 941 970	108 799 934	130 290 443	143 896 697	155 017 351
Euro area	76 745 463	66 683 871	73 759 892	79 145 447	80 691 078
European Union	90 006 999	78 009 158	86 626 364	92 818 574	94 890 018
India	7 672 457	8 014 487	9 752 908	9 979 224	9 826 249
Iran, Islamic Rep.	2 000 230	2 206 476	2 592 522	2 740 296	2 849 908
Japan	18 943 606	16 285 918	18 098 346	19 417 757	18 475 667
Kazakhstan					
Korea, Rep.	17 417 723	15 699 663	18 542 804	20 833 508	21 453 964
Russian Federation	3 372 105	2 427 744	3 199 980	3 448 947	3 942 628
Turkey	5 218 316	4 521 713	5 574 018	5 990 103	6 229 707
Ukraine	1 123 268	516 698	659 541	696 641	724 506
United Kingdom	8 236 523	7 671 300	8 590 282	8 920 679	9 277 507
World	515 936 604	471 991 510	542 034 853	579 796 265	601 508 180

Burden of customs procedure, WEF
(1=extremely inefficient to 7=extremely efficient)

Documents to export (number)

Country Name	2011	2012	2013
Belarus			
China	4,40	4,20	4,20
Euro area	4,82	4,84	4,91
European Union	4,71	4,69	4,77
India	3,80	3,80	3,80
Iran, Islamic Rep.	3,50	3,60	3,50
Japan	4,70	4,80	5,00
Kazakhstan	3,50	3,90	4,00
Korea, Rep.	4,40	4,40	4,40
Russian Federation	2,80	2,90	3,30
Turkey	3,70	3,60	3,80
Ukraine	2,80	2,80	3,00
United Kingdom	4,90	5,10	5,20
World	4,12	4,09	4,07

Country Name	2008	2013
Belarus	9	9
China	8	8
Euro area	4	4
European Union	4	4
India	9	9
Iran, Islamic Rep.	7	7
Japan	3	3
Kazakhstan	11	10
Korea, Rep.	4	3
Russian Federation	10	9
Turkey	7	7
Ukraine	6	6
United Kingdom	4	4
World	6	6



Efficiency of logistics and infrastructure

Logistics performance index: Overall (1=low to 5=high)

Country Name	2010	2012
Belarus		2,6
China	3,5	3,5
Euro area	3,5	3,5
European Union	3,5	3,5
India	3,1	3,1
Iran, Islamic Rep.	2,6	2,5
Japan	4,0	3,9
Kazakhstan	2,8	2,7
Korea, Rep.	3,6	3,7
Russian Federation	2,6	2,6
Turkey	3,2	3,5
Ukraine	2,6	2,9
United Kingdom	4,0	3,9
World	2,9	2,9

Logistics performance index: Quality of trade and transport-related infrastructure (1=low to 5=high)

Country Name	2010	2012
Belarus		2,8
China	3,5	3,6
Euro area	3,5	3,5
European Union	3,3	3,4
India	2,9	2,9
Iran, Islamic Rep.	2,4	2,4
Japan	4,2	4,1
Kazakhstan	2,7	2,6
Korea, Rep.	3,6	3,7
Russian Federation	2,4	2,5
Turkey	3,1	3,6
Ukraine	2,4	2,7
United Kingdom	4,0	4,0
World	2,6	



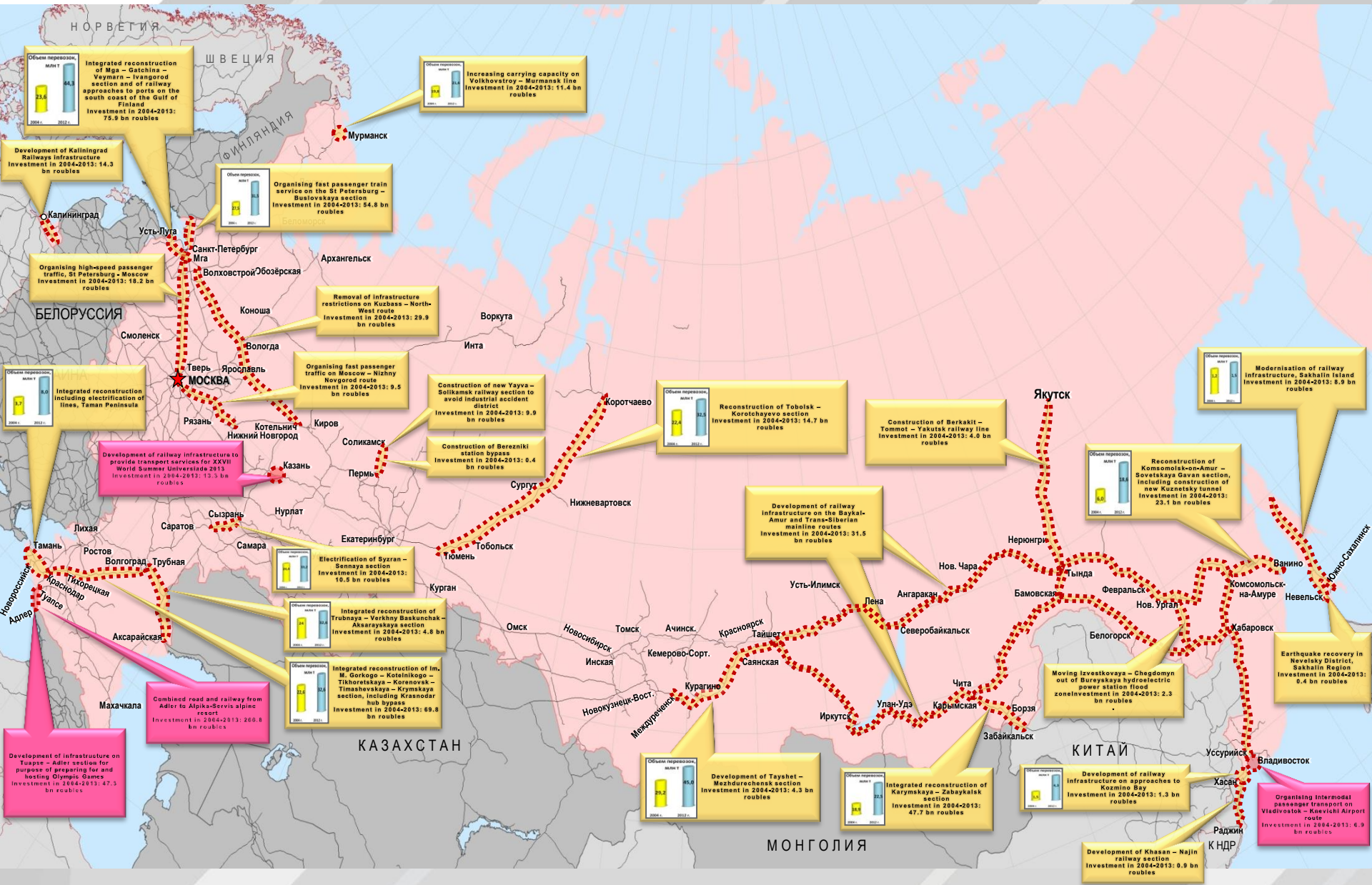
Russian Railways maintains positive forecasts for growth in transit transport by 2020

Freight groups	Total transport, million tonnes		
	2012	2013	2020
Coal	2,5	4,1	4,3
Coke	-	-	-
Oil freight	14,4	15,6	17,0
Ores	0,1	0,1	0,5
Ferrous metals	1,8	1,5	2,0
Timber	0,6	0,6	0,6
Mineral-based construction materials	0,5	0,5	0,9
Chemical and mineral fertilisers	0,2	0,2	0,7
Bread products	5,0	1,7	4,0
Freight in “other” group	8,4	8,5	17,3
TOTAL	33,5	32,8	47,3

+45%



Russian Railways' priorities: developing infrastructure





Russian Railways Holding's priorities: to develop logistics and transport via ITCs



- > 7 MN TN CARGO
- 3 FOREIGN JOINT VENTURES
- > 1000 CLIENTS
- 3 YEARS IN LOGISTICS BUSINESS
- 21 BRANCHES IN RUSSIA
- TEAM OF 300 EXPERTS





Russian Railways Holding's priorities: cooperation with international organisations



Council of Railway Transport of CIS Countries



Contact Group of the Organisation for Co-operation between Railways (OSJD) and the European Railway Agency (ERA)



The International Union of Railways
President of Russian Railways is chairman of the organisation for 2013–2014



Involvement in work of the UNECE Inland Transport Committee



Official representative of the Russian Federation in the UNECE's Trans-European Rail Network (TEN-R) project
Chairman of CCTT is leader of the TEN-R project from 1 January 2014



Involvement in the work of the UN Economic and Social Commission for Asia and the Pacific (UNESCAP)



Working group of road and rail transport, part of the Russia-EU transport dialogue