



Safety statistics at European Railway Agency

WP on Transport Statistics
Geneva, 17 June 2015
Vojtech EKSLER, Safety Unit

- ❖ **EU railway legislation and ERA**
- ❖ **Railway (safety) data at ERA**
- ❖ **Use of rail (safety) statistics**
- ❖ **Future plans**

Time-line for EU railway legislation

1996

European Commission's White paper

- A strategy for revitalising the Community's railways

1998

Rail infrastructure package

- levying of charges for the use of railway infrastructure
- licensing of railway undertakings

2002

Second railway package

- Interoperability and Safety Directives
- Establishment of ERA

(ERA)

2004

Third railway package

- Access rights rail freight service from 2007
- opening of the international passenger transport service market from 2010

2008

- Technical specification for interoperability (TSIs) High speed and conventional railways extended to the whole EU Network
- Directive 2008/110/ EC amending Safety Directive: duties for entity in charge of maintenance (ECM)

(ERA)

Time-line for EU railway legislation


2010

- Directive 2009/149/EC amending Annex I of Railway Safety Directive
- Annual assessment of achievements of Common Safety Targets
- Common Safety Methods in place

2019?

4th Railway Package

- Unbundling, further reforms
- Single safety certificate and vehicle passports by ERA



ERA as European authority for certification and licensing, assuming certain responsibility for railway safety.

Railway Safety Directive (49/2004/EC) - CSIs:

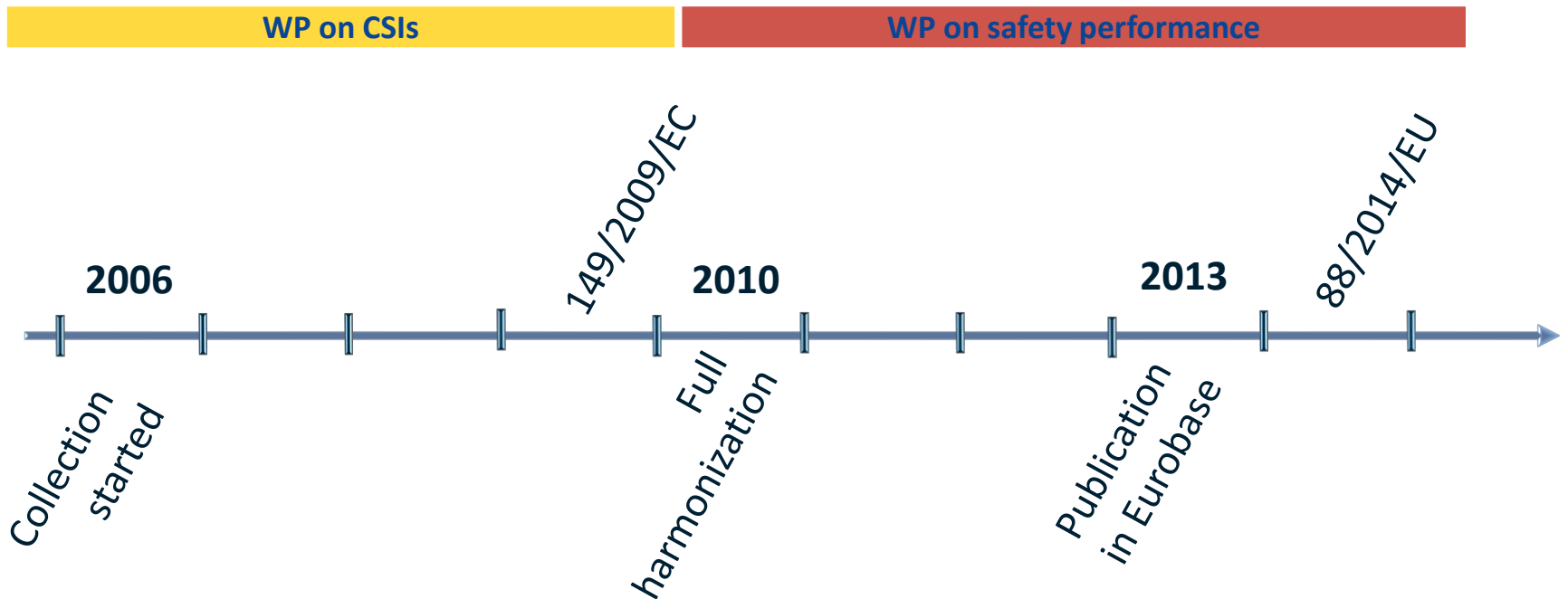
CSTs should be gradually introduced to ensure that a high level of safety is maintained and, when and where necessary and reasonably practicable, improved. They should provide tools for assessment of the safety level and the performance of the operators at Community level as well as in the Member States.

Agency Regulation (881/2004/EC) – Art.9

- ✓ Develop Common Safety Indicators in Annex I
- ✓ Report on the development of railway safety in the EU (every two years)
- ✓ Coordinate and cooperate with Eurostat (and the EC)

Railway Safety Directive, Art.5:

“In order to facilitate the **assessment of the achievement of the CST and to provide for the monitoring of the general development of railway safety** Member States shall collect information on common safety indicators (CSIs) through the annual reports of the safety authorities.”

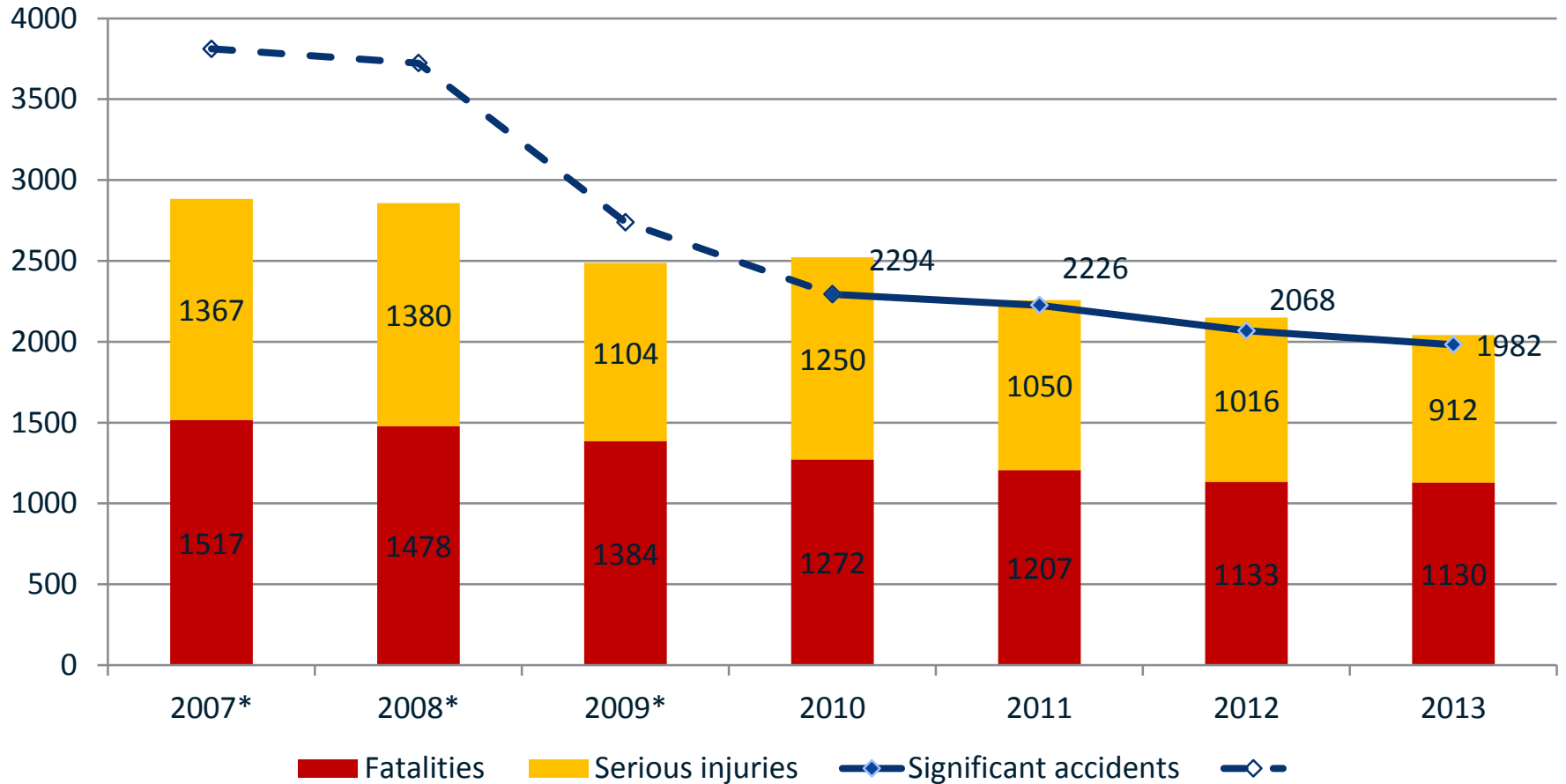


Common Safety Indicators

1. Indicators relating to accidents/casualties
2. Indicators relating to accidents involving transport of dangerous goods
3. Indicators relating to suicide events
4. Indicators relating to precursors of accidents
5. Indicators to calculate the economic impact of accidents
6. Indicators relating to technical safety of infrastructure and its implementation
7. Indicators on traffic volumes

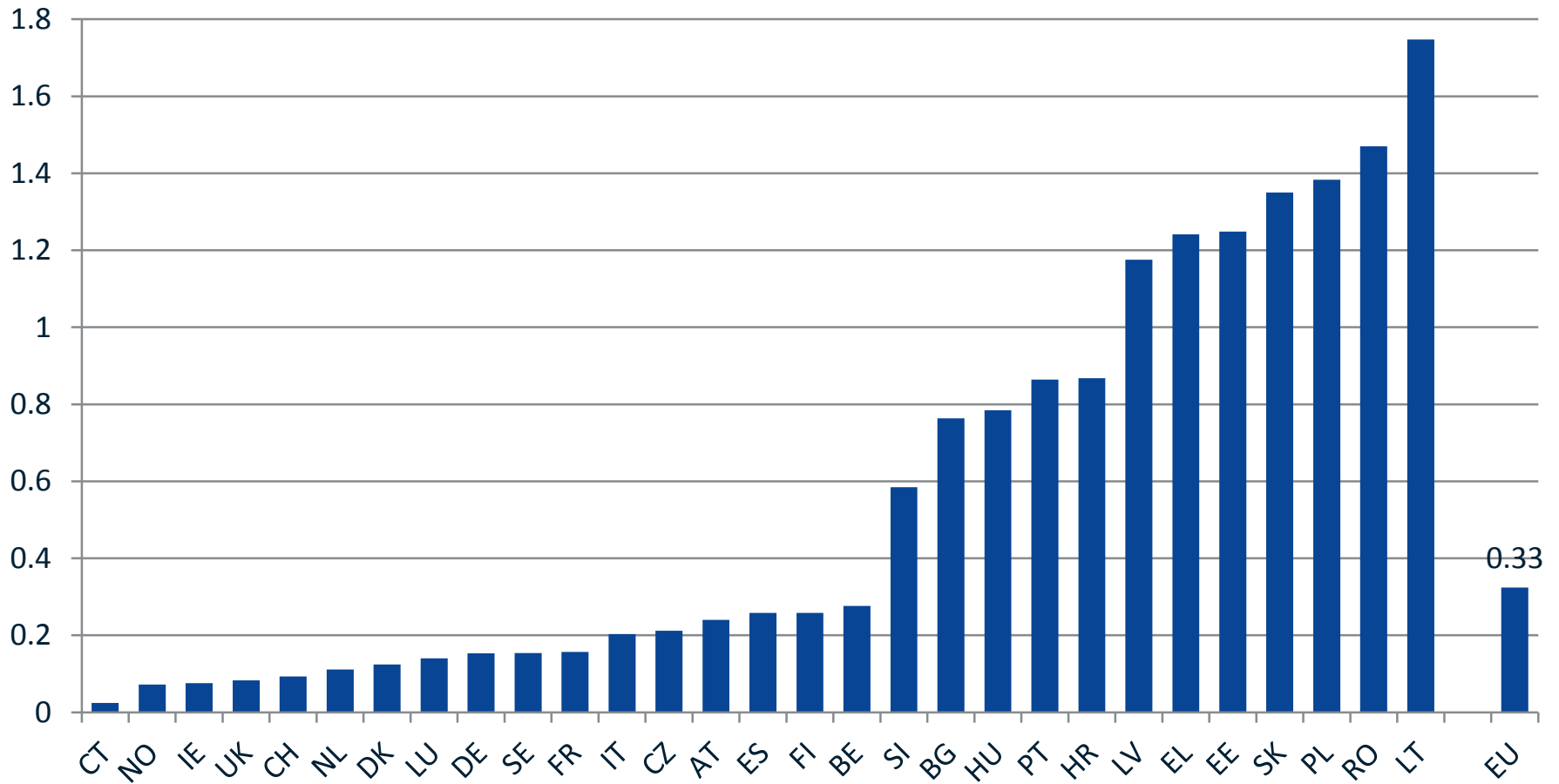
Common Safety Indicators

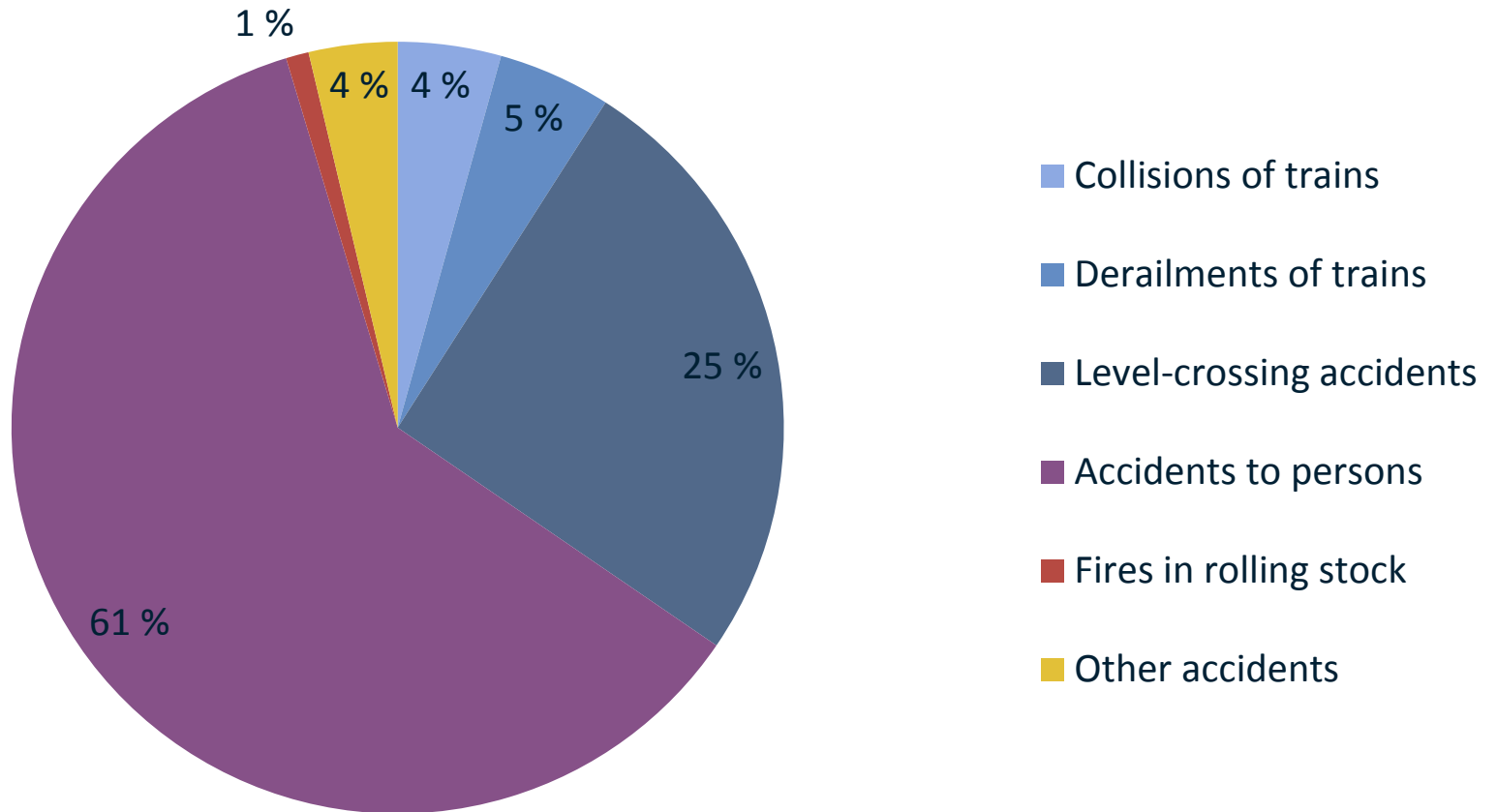
- Defined in [2014/88/EU](#)
- [Guidance](#) for reporting on ERA website



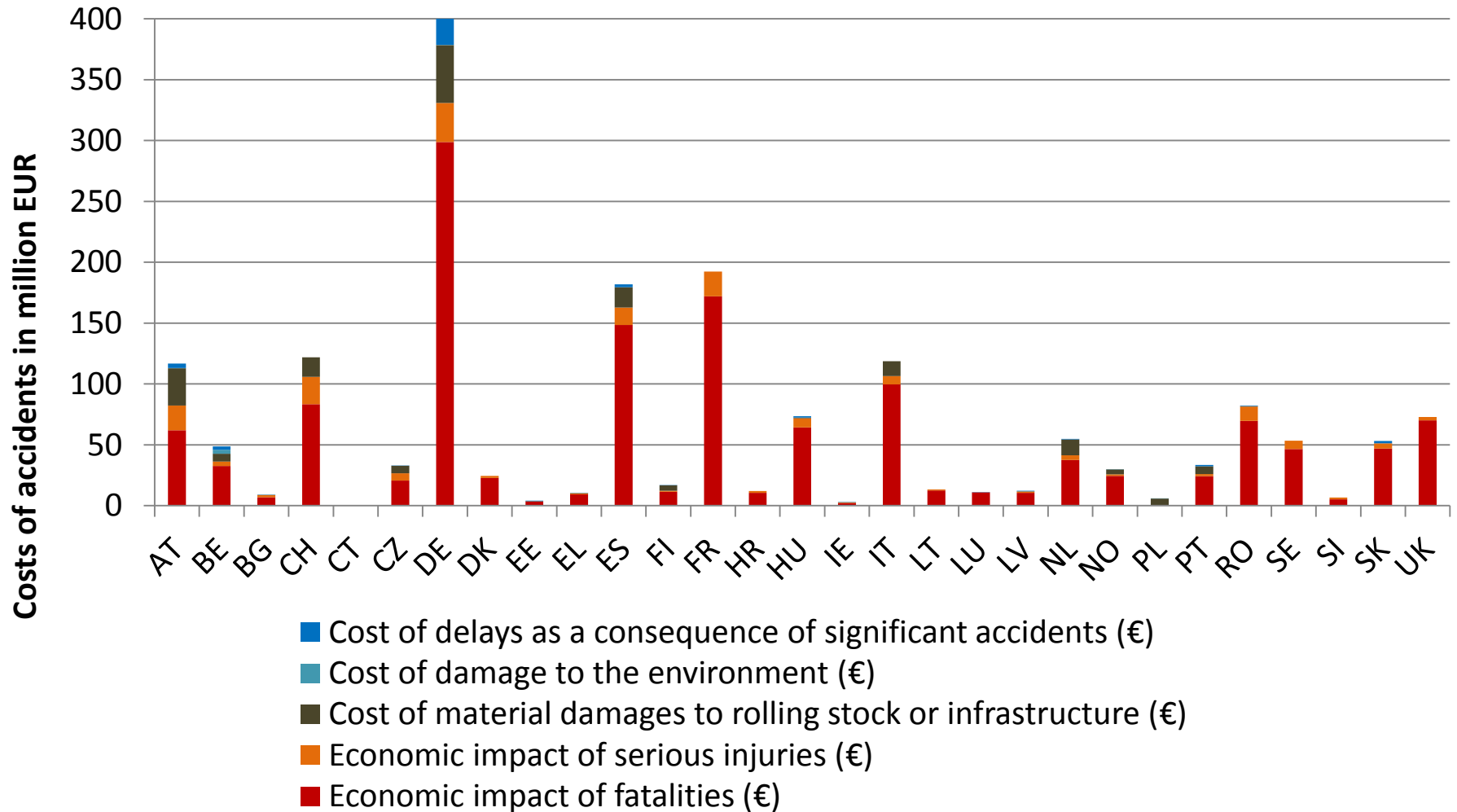
Significant accidents and resulting casualties for the EU-28 (2010–2013); EU-27 (2007-2009)

Railway fatalities per million train-km (2006-2013)





Breakdown of significant accidents per type (EU-28: 2011-2013)



Reporting regime:

- National Safety Authorities (NSAs) of EU MSs must submit their CSI data by end September of each year.
- They collect information from railway undertakings and infrastructure managers who in turns must report to NSAs by end of June of each year.
- ERA makes data publically available once consolidated in October (CSI data sheets, safety overview report, safety performance report, EUROBASE)

Reporting system:

- Submission of filled MS EXCEL- based data-form via ERA ERAIL-CSI database (<http://erail.era.europa.eu>)
- Data-form and database have extensive functionalities to check for the correctness of submitted data (mostly based on expected values – past years)
- Meta data include classification of deviations in data (e.g. natural variation due to one single major accident)
- System includes functionalities of filters, tables and charts exports, database export and others.

1. Eurostat: MoU since 2013

- *CSI data to Eurobase*
- *Coordination of policy dossiers*

2. Other EU transport Agencies

- *Intermodal transport safety statistics*

3. UIC

- *UIC safety database and CSIs*

1. Intermodal comparison of safety risks
2. Level crossing accidents (road vs. rail)
3. Accidents involving transport of dangerous goods
4. Injuries (serious)
5. Suicides vs. trespassers

1. Common occurrence reporting

- *In-depth data on single railway occurrences*

2. Safety information exchange

- *Issues worth sharing at operational level mostly*

3. Railway Indicators

- *ERA internal indicators to monitor the outputs and outcomes of the Agency work*



For more information



2014

RAILWAY SAFETY PERFORMANCE
IN THE EUROPEAN UNION

More in the report
also available on
www.era.europa.eu



Railway safety in the European Union
Safety overview 2015



2015



Making the railway system work better for society.

era.europa.eu