

The need for a paradigm shift in our relationship to vehicles And the role of the Inland Transport Committee

Eva Molnar

*UNEP-UNECE/ITC Conference “Ensuring Better Air Quality
and Reduced Climate Emissions through Cleaner Used
Vehicles”*

*79th Annual Session of the Inland Transport Committee
Geneva, 21-24 February 2017*



Building cities for people with high level of mobility choices incl. public transport, individual car use, walking and cycling



ITC – Urban PT in ECE capitals

Transport-Health-Environment
Pan-European Programme

Building road infrastructure for the future



ITC for

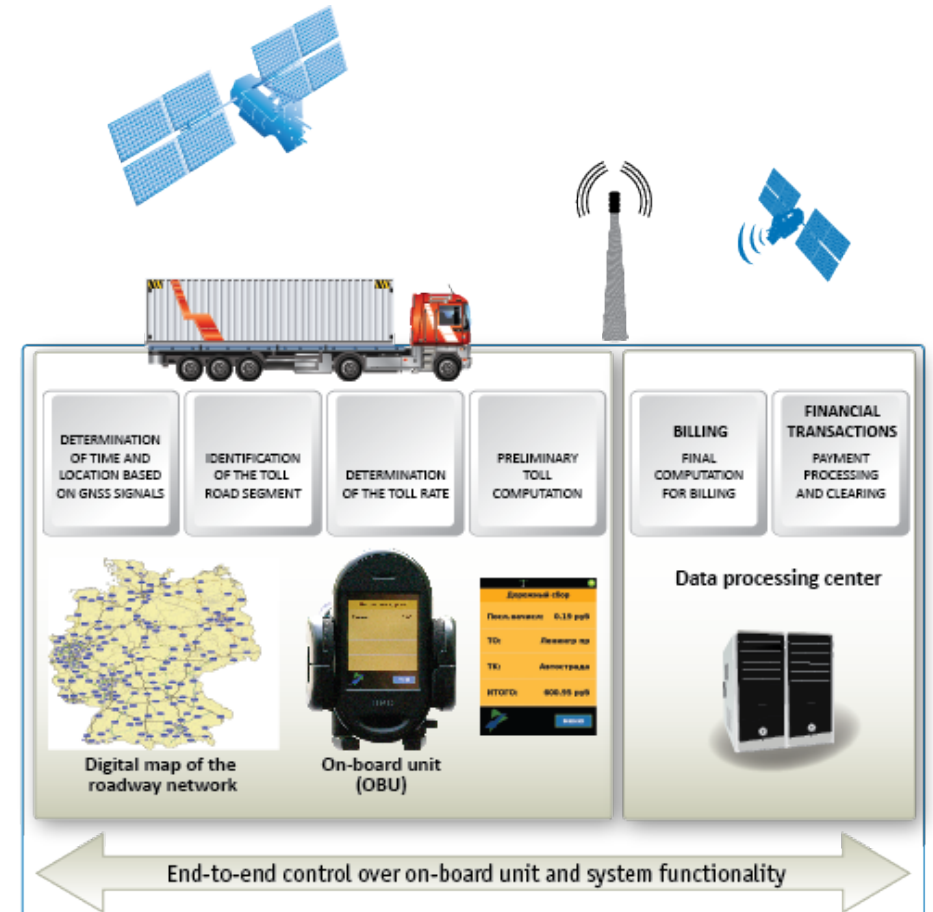
- multi-country planning, EATL, TEM, TER
- Classification and numbering of roads (AGR)
- ITS strategy



More charges – less taxes

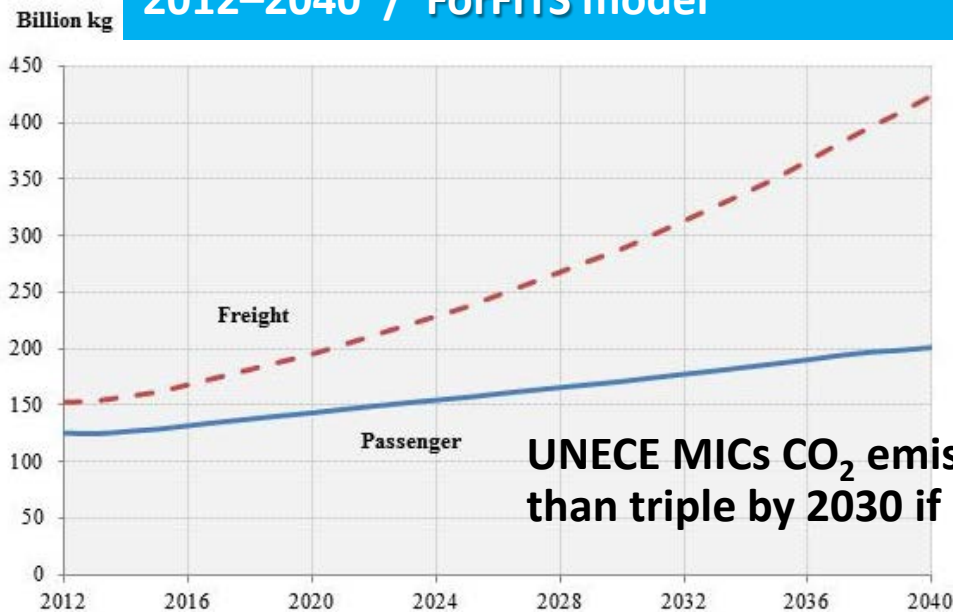


ITC – Analytical activities and policy dialogue




Assessing road transport in light of modern technologies and as part of the multi-modal transport chains

Well-to-wheel CO₂ emissions from freight and passenger inland transport in selected UNECE member States in middle-income countries: 2012–2040 / ForFITS model



UNECE MICs CO₂ emissions from inland transport will more than triple by 2030 if no powerful interventions

- ITC paper of Diesel engines exhausts: myths and realities



PTI gains importance



ITC. WP.29

- Globally agreed vehicle regulations also to be enforced
- Agreement of 1997
- Capacity building and policy dialogue
 - Transport chapter of EPRs
 - RS Performance Reviews
- Other UN legal instruments:
Temporary importation of vehicles



Better vehicle data and statistics methodology

2006-MY REGISTRATIONS — FLEET VS. TOTAL REGISTRATIONS

Member State	Cars						% Fleet vs. Total
	Subcompact	Compact	Midsize	Total Fleet	Total	Other*	
SUBCOMPACT CARS							
Algeria	1,230	120	12,320	13,770	42,760	32,020	32.2%
Algeria (excl. EU)	1	1	1	3	1,070	1,066	0.0%
Algeria (incl. EU)	1,231	121	12,321	13,773	43,830	33,086	30.0%
Angola	2,121	11	1,704	3,836	33,270	30,200	32.0%
Armenia	14,800	14,800	36,204	51,004	102,700	107,074	30.0%
Australia	1,744	803	181	3,328	321,210	324,810	1.0%
Austria	81	0	4	85	14,862	14,777	0.4%
Azerbaijan	868	70	5,400	6,338	39,774	39,077	16.1%
Bahrain	100	100	0	200	7,500	7,300	2.4%
Bangladesh	71	0	3,037	3,108	34,374	37,804	10.8%
Barbados	212	0	0	212	33,844	34,057	0.6%
Belarus	704	20	1,404	2,128	44,812	46,940	4.5%
Belgium	81	12	4,325	4,418	11,300	11,300	37.0%
Belize	407	3	0	410	28,078	27,227	1.0%
Belize (excl. EU)	104	7	4,428	4,539	17,000	17,000	26.0%
Belize (incl. EU)	303	267	14,856	15,426	103,471	111,124	13.4%
Bhutan	0	0	0	0	10,000	10,000	0.0%
Bolivia	0	0	0	0	300	3,120	10.0%
Bosnia and Herzegovina	103	1	120	224	2,224	2,007	10.0%
Bosnia and Herzegovina (excl. EU)	0	0	0	0	0	0	0.0%
Bosnia and Herzegovina (incl. EU)	103	1	120	224	2,224	2,007	10.0%
Brazil	171	0	0	171	70,700	70,070	0.2%
Brazil (excl. EU)	0	0	0	0	0	0	0.0%
Brazil (incl. EU)	171	0	0	171	70,700	70,070	0.2%
Bulgaria	100	10	0	110	10,000	10,000	1.0%
Burkina Faso	100	10	0	110	10,000	10,000	1.0%
Burkina Faso (excl. EU)	0	0	0	0	0	0	0.0%
Burkina Faso (incl. EU)	100	10	0	110	10,000	10,000	1.0%
Burundi	0	0	0	0	0	0	0.0%
Burundi (excl. EU)	0	0	0	0	0	0	0.0%
Burundi (incl. EU)	0	0	0	0	0	0	0.0%
Cameroon	7,000	174	28,344	35,518	287,000	300,000	10.0%
Canada	1,001	0	0	1,001	40,010	41,100	2.4%
Canada (excl. EU)	0	0	0	0	0	0	0.0%
Canada (incl. EU)	1,001	0	0	1,001	40,010	41,100	2.4%
Cape Verde	0	0	0	0	0	0	0.0%
Cape Verde (excl. EU)	0	0	0	0	0	0	0.0%
Cape Verde (incl. EU)	0	0	0	0	0	0	0.0%
Chad	0	0	0	0	0	0	0.0%
Chad (excl. EU)	0	0	0	0	0	0	0.0%
Chad (incl. EU)	0	0	0	0	0	0	0.0%
Chile	0	0	0	0	0	0	0.0%
Chile (excl. EU)	0	0	0	0	0	0	0.0%
Chile (incl. EU)	0	0	0	0	0	0	0.0%
China	0	0	0	0	0	0	0.0%
China (excl. EU)	0	0	0	0	0	0	0.0%
China (incl. EU)	0	0	0	0	0	0	0.0%
Colombia	0	0	0	0	0	0	0.0%
Colombia (excl. EU)	0	0	0	0	0	0	0.0%
Colombia (incl. EU)	0	0	0	0	0	0	0.0%
Costa Rica	0	0	0	0	0	0	0.0%
Costa Rica (excl. EU)	0	0	0	0	0	0	0.0%
Costa Rica (incl. EU)	0	0	0	0	0	0	0.0%
Cote d'Ivoire	0	0	0	0	0	0	0.0%
Cote d'Ivoire (excl. EU)	0	0	0	0	0	0	0.0%
Cote d'Ivoire (incl. EU)	0	0	0	0	0	0	0.0%
Cuba	0	0	0	0	0	0	0.0%
Cuba (excl. EU)	0	0	0	0	0	0	0.0%
Cuba (incl. EU)	0	0	0	0	0	0	0.0%
Cyprus	0	0	0	0	0	0	0.0%
Cyprus (excl. EU)	0	0	0	0	0	0	0.0%
Cyprus (incl. EU)	0	0	0	0	0	0	0.0%
Czechia	0	0	0	0	0	0	0.0%
Czechia (excl. EU)	0	0	0	0	0	0	0.0%
Czechia (incl. EU)	0	0	0	0	0	0	0.0%
Dominican Republic	0	0	0	0	0	0	0.0%
Dominican Republic (excl. EU)	0	0	0	0	0	0	0.0%
Dominican Republic (incl. EU)	0	0	0	0	0	0	0.0%
Dominican Republic (excl. EU)	0	0	0	0	0	0	0.0%
Dominican Republic (incl. EU)	0	0	0	0	0	0	0.0%
Dominican Republic (excl. EU)	0	0	0	0	0	0	0.0%
Dominican Republic (incl. EU)	0	0	0	0	0	0	0.0%
Dominican Republic (excl. EU)	0	0	0	0	0	0	0.0%
Dominican Republic (incl. EU)	0	0	0	0	0	0	0.0%
Dominican Republic (excl. EU)	0	0	0	0	0	0	0.0%
Dominican Republic (incl. EU)	0	0	0	0	0	0	0.0%
Dominican Republic (excl. EU)	0	0	0	0	0	0	0.0%
Dominican Republic (incl. EU)	0	0	0	0	0	0	0.0%
Dominican Republic (excl. EU)	0	0	0	0	0	0	0.0%
Dominican Republic (incl. EU)	0	0	0	0	0	0	0.0%
Dominican Republic (excl. EU)	0	0	0	0	0	0	0.0%
Dominican Republic (incl. EU)	0	0	0	0	0	0	0.0%
Dominican Republic (excl. EU)	0	0	0	0	0	0	0.0%
Dominican Republic (incl. EU)	0	0	0	0	0	0	0.0%
Dominican Republic (excl. EU)	0	0	0	0	0	0	0.0%
Dominican Republic (incl. EU)	0	0	0	0	0	0	0.0%
Dominican Republic (excl. EU)	0	0	0	0	0	0	0.0%
Dominican Republic (incl. EU)	0	0	0	0	0	0	0.0%
Dominican Republic (excl. EU)	0	0	0	0	0	0	0.0%
Dominican Republic (incl. EU)	0	0	0	0	0	0	0.0%
Dominican Republic (excl. EU)	0	0	0	0	0	0	0.0%
Dominican Republic (incl. EU)	0	0	0	0	0	0	0.0%
Dominican Republic (excl. EU)	0	0	0	0	0	0	0.0%
Dominican Republic (incl. EU)	0	0	0	0	0	0	0.0%
Dominican Republic (excl. EU)	0	0	0	0	0	0	0.0%
Dominican Republic (incl. EU)	0	0	0	0	0	0	0.0%
Dominican Republic (excl. EU)	0	0	0	0	0	0	0.0%
Dominican Republic (incl. EU)	0	0	0	0	0	0	0.0%
Dominican Republic (excl. EU)	0	0	0	0	0	0	0.0%
Dominican Republic (incl. EU)	0	0	0	0	0	0	0.0%
Dominican Republic (excl. EU)	0	0	0	0	0	0	0.0%
Dominican Republic (incl. EU)	0	0	0	0	0	0	0.0%
Dominican Republic (excl. EU)	0	0	0	0	0	0	0.0%
Dominican Republic (incl. EU)	0	0	0	0	0	0	0.0%
Dominican Republic (excl. EU)	0	0	0	0	0	0	0.0%
Dominican Republic (incl. EU)	0	0	0	0	0	0	0.0%
Dominican Republic (excl. EU)	0	0	0	0	0	0	0.0%
Dominican Republic (incl. EU)	0	0	0	0	0	0	0.0%
Dominican Republic (excl. EU)	0	0	0	0	0	0	0.0%
Dominican Republic (incl. EU)	0	0	0	0	0	0	0.0%
Dominican Republic (excl. EU)	0	0	0	0	0	0	0.0%
Dominican Republic (incl. EU)	0	0	0	0	0	0	0.0%
Dominican Republic (excl. EU)	0	0	0	0	0	0	0.0%
Dominican Republic (incl. EU)	0	0	0	0	0	0	0.0%
Dominican Republic (excl. EU)	0	0	0	0	0	0	0.0%
Dominican Republic (incl. EU)	0	0	0	0	0	0	0.0%
Dominican Republic (excl. EU)	0	0	0	0	0	0	0.0%
Dominican Republic (incl. EU)	0	0	0	0	0	0	0.0%
Dominican Republic (excl. EU)	0	0	0	0	0	0	0.0%
Dominican Republic (incl. EU)	0	0	0	0	0	0	0.0%
Dominican Republic (excl. EU)	0	0	0	0	0	0	0.0%
Dominican Republic (incl. EU)	0	0	0	0	0	0	0.0%
Dominican Republic (excl. EU)	0	0	0	0	0	0	0.0%
Dominican Republic (incl. EU)	0	0	0	0	0	0	0.0%
Dominican Republic (excl. EU)	0	0	0	0	0	0	0.0%
Dominican Republic (incl. EU)	0	0	0	0	0	0	0.0%
Dominican Republic (excl. EU)	0	0	0	0	0	0	0.0%
Dominican Republic (incl. EU)	0	0	0	0	0	0	0.0%
Dominican Republic (excl. EU)	0	0	0	0	0	0	0.0%
Dominican Republic (incl. EU)	0	0	0	0	0	0	0.0%
Dominican Republic (excl. EU)	0	0	0	0	0	0	0.0%
Dominican Republic (incl. EU)	0	0	0	0	0	0	0.0%
Dominican Republic (excl. EU)	0	0	0	0	0	0	0.0%
Dominican Republic (incl. EU)	0	0	0	0	0	0	0.0%
Dominican Republic (excl. EU)	0	0	0	0	0	0	0.0%
Dominican Republic (incl. EU)	0	0	0	0	0	0	0.0%
Dominican Republic (excl. EU)	0	0	0	0	0	0	0.0%
Dominican Republic (incl. EU)	0	0	0	0	0	0	0.0%
Dominican Republic (excl. EU)	0	0	0	0	0	0	0.0%
Dominican Republic (incl. EU)	0	0	0	0	0	0	0.0%
Dominican Republic (excl. EU)	0	0	0	0	0	0	0.0%
Dominican Republic (incl. EU)	0	0	0	0	0	0	0.0%
Dominican Republic (excl. EU)	0	0	0	0	0	0	0.0%
Dominican Republic (incl. EU)	0	0	0	0	0	0	0.0%
Dominican Republic (excl. EU)	0	0	0	0	0	0	0.0%
Dominican Republic (incl. EU)	0	0	0	0	0	0	0.0%
Dominican Republic (excl. EU)	0	0	0	0	0	0	0.0%
Dominican Republic (incl. EU)	0	0	0	0	0	0	0.0%
Dominican Republic (excl. EU)	0	0	0	0	0	0	0.0%
Dominican Republic (incl. EU)	0	0	0	0	0	0	0.0%
Dominican Republic (excl. EU)	0	0	0	0	0	0	0.0%
Dominican Republic (incl. EU)	0	0	0	0	0	0	0.0%
Dominican Republic (excl. EU)	0	0	0	0	0	0	0.0%
Dominican Republic (incl. EU)	0	0	0	0	0	0	0.0%
Dominican Republic (excl. EU)	0	0	0	0	0	0	0.0%
Dominican Republic (incl. EU)	0	0	0	0	0	0	0.0%
Dominican Republic (excl. EU)	0	0	0	0	0	0	0.0%
Dominican Republic (incl. EU)	0	0	0	0	0	0	0.0%
Dominican Republic (excl. EU)	0	0	0	0	0	0	0.0%
Dominican Republic (incl. EU)	0	0	0	0	0	0	0.0%
Dominican Republic (excl. EU)	0	0	0	0	0	0	0.0%
Dominican Republic (incl. EU)	0	0	0	0	0	0	0.0%
Dominican Republic (excl. EU)	0	0	0	0	0	0	0.0%
Dominican Republic (incl. EU)	0	0	0	0	0	0	0.0%
Dominican Republic (excl. EU)	0	0	0	0	0	0	0.0%



**SAFE, CLEAN, SECURE AND EFFICIENT
MOBILITY FOR PEOPLE AND FREIGHT**

- Inclusive International Legal Architecture
- Effective Public Administration
- International Cooperation
- Innovative Financing
- New Technologies
- Social Responsibility

enablers

objectives

- Seamless B / C
- Facilitated international transport
- Reduced GHG emissions
- Reduced air / noise pollution
- Increased P.T. Mobility Choices
- Zero traffic fatalities and injuries
- Efficient transport services
- Enjoyable walking and cycling

*The future
Inland Transport
WE WANT!*

