

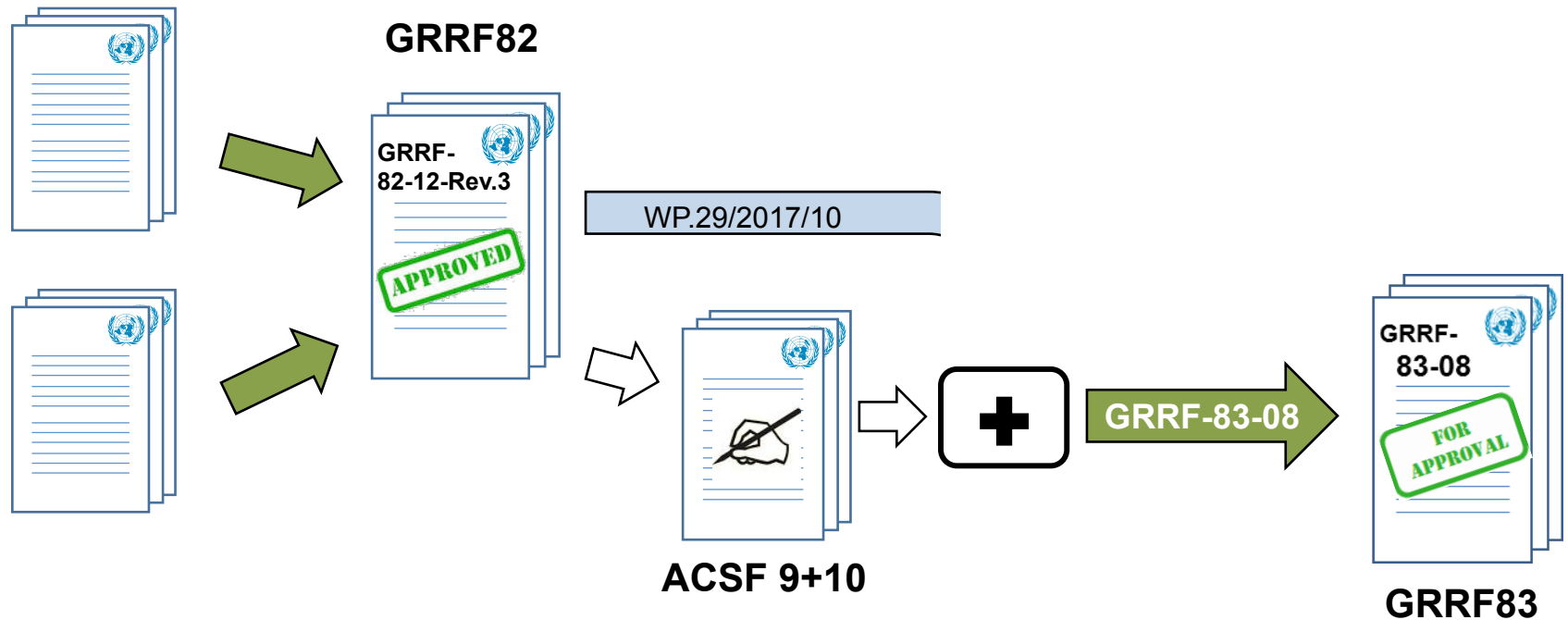
**Proposals from the
Informal Working Group on ACSF
to amend
UN Regulation No. 79**

Informal Working Group on ACSF Regulation 79


**This presentation shall show the
delegates of GRRF83 the
amendments, proposed by the IWG
ACSF to the document WP.29/2017/10
(GRRF-82-12-Rev.3)**

Informal Working Group on ACSF Regulation 79 – Document to WP.29 - Activities

ACSF-IWG



 Informal Document

 Working Document

Informal Working Group on ACSF

Regulation 79 - Amendments to WP.29/2017/10

- ➔ **Definitions**
- ➔ **Corrected Steering Function (CSF)**
- ➔ **Automatically Controlled Steering Function (ACSF)**
 - ⇒ **General**
 - ⇒ **CAT A: Remote Controlled Parking**
 - ⇒ **CAT B1 function**
 - ⇒ **CAT B1 warning**
- ➔ **Annex 8 – Tests**
 - ⇒ **CSF**
 - ⇒ **ACSF CAT B1**

Informal Working Group on ACSF

Regulation 79 - Amendments to WP.29/2017/10

→ **Definitions**

→ **Corrected Steering Function (CSF)**

→ **Automatically Controlled Steering Function (ACSF)**

⇒ **General**

⇒ **CAT A: Remote Controlled Parking**

⇒ **CAT B1 function**

⇒ **CAT B1 warning**

→ **Annex 8 – Tests**

⇒ **CSF**

⇒ **ACSF CAT B1**

Informal Working Group on ACSF Regulation 79 - Definitions

"1.2.3. Steering systems exhibiting the functionality defined as **ACSF of** Category B2, C, D or E in paragraphs 2.3.4.1.3., 2.3.4.1.4., 2.3.4.1.5., or 2.3.4.1.6., respectively, until specific provisions would be introduced in this Regulation."

Paragraph 2.3.4.1., amend to read:

"2.3.4.1. **"Automatically commanded steering function (ACSF)"** means **the a** function within an electronic control system where actuation of the steering system can result from automatic evaluation of signals initiated on-board the vehicle, possibly in conjunction with passive infrastructure features, to generate control action in order to assist the driver.

2.3.4.1.1. **"ACSF of Category A"** means, a function that operates at a speed no greater than 10 km/h to assist the driver, on demand, in low speed or turning manoeuvring.

2.3.4.1.2. **"ACSF of Category B1"** means a function which assists the driver in keeping the vehicle within the chosen lane, by influencing the lateral movement of the vehicle.

2.3.4.1.3. **"ACSF of Category B2"** means a function which is initiated/activated by the driver and which keeps the vehicle within the chosen lane by influencing the lateral movement of the vehicle for extended periods without further driver command/confirmation

2.3.4.1.4. **"ACSF of Category C"** means a function which is initiated/activated by the driver and which can continuously determine the possibility of a lateral manoeuvre (e.g. lane change) when commanded by the driver.

2.3.4.1.5. **"ACSF of Category D"** means, a function which is initiated/activated by the driver and which can continuously determine the possibility of a single lateral manoeuvre (e.g. lane change) and forms that function only following a confirmation by the driver.

2.3.4.1.6. **"ACSF of Category E"** means, a function which is initiated/activated by the driver and which can continuously determine the possibility of a manoeuvre (e.g. lane change) and complete these manoeuvres for extended periods without further driver command/confirmation."

"2.3.4.2. **"Corrective steering function (CSF)"** means **the a** control function within an electronic control system whereby, for a limited duration, changes to the steering angle of one or more wheels may result from the automatic evaluation of signals initiated on-board the vehicle, in order:

- (a) To compensate a sudden, unexpected change in the lateral force of the vehicle, or;
- (b) To improve the vehicle stability on differing adhesion road conditions ("μ-split"), or;
- (c) To correct lane departure on roads with faded or crossing lane markings, leaving the road)."

to maintain the path of the vehicle or to influence the vehicle's dynamics.

Systems that do not themselves positively-actuate the steering system but that, possibly in conjunction with passive infrastructure features, simply warn the driver of a deviation from the ideal path of the vehicle, or of an unseen hazard, by means of a tactile warning transmitted through the steering control, are also considered to be corrective steering."

Insert new paragraphs 2.4.8. until 2.4.12., to read:

"2.4.8. **"Remote Controlled Parking (RCP)"** means an ACSF of Category A, actuated by the driver, providing parking or low speed manoeuvring. Actuation is made by remote control in close proximity to the vehicle.

2.4.9. **"Specified maximum RCP operating distance"** means the maximum distance between the nearest point of the vehicle and the remote control device up to which ACSF is designed to operate.

2.4.10. **"Specified maximum speed"** means the maximum speed up to which an ACSF is designed to operate.

2.4.11. **"Specified minimum speed"** means the minimum speed down to which an ACSF is designed to operate.

2.4.12. **"Specified maximum lateral acceleration $a_{y,max}$ "** means the maximum lateral acceleration **of the vehicle** up to which an ACSF is designed to operate."

ACSF - Categories

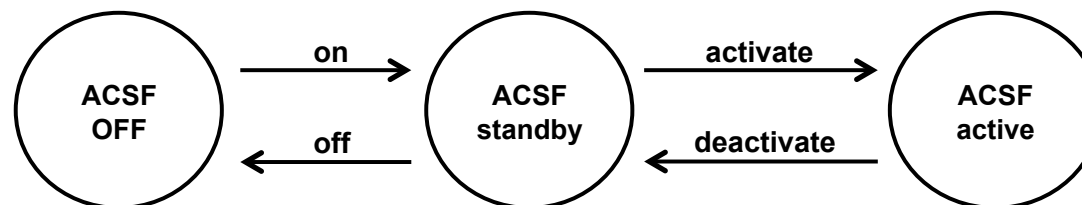
CSF - Definition

ACSF - Definitions

Informal Working Group on ACSF

Regulation 79 – New definitions for „ACSF-modes“

- 2.4.13** An ACSF is in "off mode" (or "switched off") when the function is prevented from generating a steering control action to assist the driver.
- 2.4.14** An ACSF is in "standby mode" when the function is switched on but the conditions (e.g. system operating conditions, deliberate action from driver) for being active are not all met. In this mode, the system is not ready to generate a steering control action to assist the driver.
- 2.4.15** An ACSF is in "active mode" (or "active") when the function is switched on and the conditions for being active are met. In this mode, the system continuously or discontinuously controls the steering system is generating, or is ready to generate, a steering control action to assist the driver."



Informal Working Group on ACSF

Regulation 79 - Amendments to WP.29/2017/10

→ Definitions

→ Corrected Steering Function (CSF)

→ Automatically Controlled Steering Function (ACSF)

⇒ General

⇒ CAT A: Remote Controlled Parking

⇒ CAT B1 function

⇒ CAT B1 warning

→ Annex 8 – Tests

⇒ CSF

⇒ ACSF CAT B1

Informal Working Group on ACSF Regulation 79 - Amendments in CSF

5.1.6.1 A CSF system shall be subject to the requirements of Annex 6."

Insert a new paragraph 5.1.6.1.1 to 5.1.6.1.4 to read:

"5.1.6.1.1. Every CSF intervention shall immediately be indicated to the driver by an optical **warning** signal which is displayed for at least 1s or as long as the **compensation intervention** exists, whichever is longer.

5.1.6.1.2. In the case of a CSF intervention which is based on the evaluation of the presence and location of lane markings or boundaries of the lane the following shall apply additionally:

5.1.6.1.2.1. In the case of an intervention longer than:

- (a) 10 s for vehicles of category M₁ and N₁, or
- (b) 30 s for vehicles of category M₂, M₃ and N₂, N₃,

an acoustic warning **signal** shall be provided until the end of the intervention.

5.1.6.1.2.2. In the case of two or more consecutive interventions within a rolling interval of 180 seconds and in the absence of a steering input by the driver during the intervention, an acoustic warning shall be provided by the system during the second and any further intervention within a rolling interval of 180 seconds. Starting with the third intervention (and subsequent interventions) the acoustical **warning** signal shall continue for at least 10 seconds longer than the previous warning signal.

5.1.6.1.3. The steering control effort necessary to override the directional control provided by the system shall not exceed 50 N in the whole range of CSF operations.

5.1.6.1.4. The **above requirements in paragraphs 5.1.6.1.1., 5.1.6.1.2. and 5.1.6.1.3. for CSF, which are reliant on the evaluation of the presence and location of lane markings or boundaries of the lane,** shall be tested in accordance with the relevant vehicle test(s) specified in Annex 8 of this Regulation."

Insert new paragraphs 5.4.1.2. and 5.4.1.3., to read:

"5.4.1.2. Optical warning signals shall be visible, even by daylight and distinguishable from other alerts; the satisfactory condition of the signals shall be easily verifiable by the driver from the driver's seat; the failure of a component of the warning devices shall not entail any loss of the steering system's performance.

5.4.1.3. **Audible Acoustic** warning signals shall be by continuous or intermittent sound signal or by vocal information. Where vocal information is employed, the manufacturer shall ensure that the alert uses the language(s) of the market into which the vehicle is sold.

Audible Acoustic warning **signals** shall be easily recognized by the driver."

Paragraph 5.4.1.2. (former) shall be renumbered as paragraph 5.4.1.4.



Every CSF intervention



If intervention > 10s (M₁, N₁)



...but, if the time between two interventions is shorter than 180s,

- It will be a acoustic warning from the beginning of the intervention,
- with an escalation in the duration (+ 10s)



: acoustic warning signals, only if lane marking are used

GRRF-82-17 - page 11

Informal Working Group on ACSF

Regulation 79 - Amendments to WP.29/2017/10

→ **Definitions**

→ **Corrected Steering Function (CSF)**

→ **Automatically Controlled Steering Function (ACSF)**

⇒ **General**

⇒ **CAT A: Remote Controlled Parking**

⇒ **CAT B1 function**

⇒ **CAT B1 warning**

→ **Annex 8 – Tests**

⇒ **CSF**

⇒ **ACSF CAT B1**

Informal Working Group on ACSF Regulation 79 - ACSF - General

5.6.1.1. General

- 5.6.1.1.1. The system shall only operate until 10 km/h (+2 km/h tolerance)
- 5.6.1.1.2. The system shall be active only after a deliberate action of the driver and if the conditions for operation of the system are fulfilled (all associated functions – e.g. brakes, accelerator, steering, camera/radar/lidar, are working properly).
- 5.6.1.1.3. The system shall be able to be deactivated by the driver at any time.
- 5.6.1.1.4. In case the system includes accelerator and/or braking control of the vehicle, the vehicle shall be equipped with a means to detect an obstacle (e.g. vehicles, pedestrian) in the manoeuvring area and to bring the vehicle immediately to a stop to avoid a collision.*

Until uniform test procedures have been agreed, the manufacturer shall provide the Technical Service the documentation and supporting evidence to demonstrate compliance with these provisions. This information shall be subject to discussion and agreement between the Technical Service and vehicle manufacturer.

- 5.6.1.1.5. Whenever the system becomes operational, this shall be indicated to the driver. Any termination of control shall produce a short but distinctive driver warning by a **visual an optical warning** signal and either an **acoustic** signal or by imposing a **tactile haptic** warning signal **on the steering control (except for the signal on the steering control in parking manoeuvring).**

For RCP, the requirements for driver warning shown above shall be fulfilled by the provision of a **visual an optical** warning signal at least at the remote control device.

„Standardisation“:

„optical“ instead of: „visual“
„acoustic“ instead of: „audible“
„haptic“ instead of „tactile“

Reason:

A haptic signal at the steering control has no effect when hands off is possible

Informal Working Group on ACSF Regulation 79 - RCP - amendments

- 5.6.1.2. Additional provisions for RCP **systems**
- 5.6.1.2.1. The parking manoeuvre shall be initiated by the driver but controlled by the system. A direct influence on steering **direction angle, value of** acceleration and **braking deceleration** via the remote control device shall not be possible.
- 5.6.1.2.2. A continuous actuation of the remote control device by the driver is required during the parking manoeuvre.
- 5.6.1.2.3. If the continuous actuation is interrupted or the distance between vehicle and remote control device exceeds the specified maximum RCP operating range (S_{RCPmax}) or the signal between remote control and vehicle is lost, the vehicle shall stop immediately.
- 5.6.1.2.4. If a door **or trunk** of the vehicle is opened during the parking manoeuvre, the vehicle shall stop immediately.

~~5.6.1.2.5. The system shall be designed to protect against unauthorized activation or operation of the RCP systems and interventions into the system.~~

~~5.6.1.2.6. The specified maximum RCP operating range shall not exceed 6m.~~

~~5.6.1.2.7. If the vehicle has reached its final parking position either automatically or by confirmation from the driver, and the ignition is switched off, the parking braking system shall be automatically engaged.~~

5.6.1.2.5. If the vehicle has reached its final parking position, either automatically or by confirmation from the driver, and the start/run switch is in the off position, the parking braking system shall be automatically engaged.

5.6.1.2.6. At any time during a parking manoeuvre that the vehicle becomes stationary, the RCP function shall prevent the vehicle from rolling away.

5.6.1.2.7. The specified maximum RCP operating range shall not exceed 6m.

5.6.1.2.8. The system shall be designed to be protected against unauthorized activation or operation of the RCP systems and interventions into the system.

Informal Working Group on ACSF Regulation 79 - RCP - amendments

- 5.6.1.2. Additional provisions for RCP **systems**
- 5.6.1.2.1. The parking manoeuvre shall be initiated by the driver but controlled by the system. A direct influence on steering **direction angle, value of** acceleration and **braking deceleration** via the remote control device shall not be possible.
- 5.6.1.2.2. A continuous actuation of the remote control device by the driver is required during the parking manoeuvre.
- 5.6.1.2.3. If the continuous actuation is interrupted or the distance between vehicle and remote control device exceeds the specified maximum RCP operating range (S_{RCPmax}) or the signal between remote control and vehicle is lost, the vehicle shall stop immediately.
- 5.6.1.2.4. If a door **or trunk** of the vehicle is opened during the parking manoeuvre, the vehicle shall stop immediately.
- ~~5.6.1.2.5. The system shall be designed to **protect** against unauthorized activation or operation of the RCP systems and interventions into the system.~~
- ~~5.6.1.2.6. The specified maximum RCP operating range shall not exceed 6m.~~
- ~~5.6.1.2.7. If the vehicle has reached its final parking position either automatically or by confirmation from the driver, and the **ignition** is switched off, the parking braking system shall be automatically engaged.~~

 trunk added

Wording improved:

- 5.6.1.2.5.** If the vehicle has reached its final parking position, either automatically or by confirmation from the driver, and the **start/run switch** is in the off position, the parking braking system shall be automatically engaged.
- 5.6.1.2.6** **At any time during a parking manoeuvre that the vehicle becomes stationary, the RCP function shall prevent the vehicle from rolling away.** **added**
- 5.6.1.2.7. The specified maximum RCP operating range shall not exceed 6m.
- 5.6.1.2.8. The system shall be designed to **be protected** against unauthorized activation or operation of the RCP systems and interventions into the system.

Informal Working Group on ACSF Regulation 79 - ACSF Category B1

5.6.2. Special Provisions for ACSF of Category B1

Any system of ACSF of Category B1 shall fulfil the following requirements, within the boundary conditions

5.6.2.1. General

5.6.2.1.1. The activated system shall at any time, within the boundary conditions, ensure that the vehicle does not cross a lane marking for lateral accelerations below the maximum lateral acceleration specified by the vehicle manufacturer $a_{y_{max}}$.

The system may exceed the specified value $a_{y_{max}}$ by not more than $0.3m/s^2$, while not exceeding the maximum value specified in the table in paragraph 5.6.2.1.3. of this Regulation.

5.6.2.1.2. The vehicle shall be equipped with a means for the driver to activate (stand by mode) and deactivate (off mode) the system. ~~The deactivation shall be possible at any time.~~ It shall be possible to deactivate the system at any time by a single action of the driver. Following this action, the system shall only become active again as a result of a deliberate action by the driver.

5.6.2.1.3. The system shall be designed so that excessive intervention of steering control is suppressed to ensure the steering operability by the driver and to avoid unexpected vehicle behaviour, during its operation. To ensure this, the following requirements shall be fulfilled:

- (a) The steering control effort necessary to override the directional control provided by the system shall not exceed 50 N.
- (b) The specified maximum lateral acceleration $a_{y_{max}}$ generated by the system shall be within the limits as defined in the following table:

... deactivate the system at any time by a single action ... active again as a result of a deliberate action...

Remark

- not hidden e.g. in a menu
- Deactivation by the driver
→ re-activation by the driver

Informal Working Group on ACSF Regulation 79 - ACSF Category B1

For vehicles of category M₁, N₁

<i>Speed range</i>	<i>10-60 km/h</i>	<i>>60-100 km/h</i>	<i>>100-130 km/h</i>	<i>>130 km/h</i>
Maximum value for the specified maximum lateral acceleration	3 m/s ²	3 m/s ²	3 m/s ²	3 m/s ²
Minimum value for the specified maximum lateral acceleration	0 m/s ²	0.5 m/s ²	0.8 m/s ²	0.3 m/s ²

For vehicles of category M₂, M₃, N₂, N₃

<i>Speed range</i>	<i>10-30 km/h</i>	<i>>30- 60 km/h</i>	<i>> 60 km/h</i>
Maximum value for the specified maximum lateral acceleration	2.5 m/s ²	2.5 m/s ²	2.5 m/s ²
Minimum value for the specified maximum lateral acceleration	0 m/s ²	0.3 m/s ²	0.5 m/s ²

(c) The moving average over half a second of the lateral jerk generated by the system shall not exceed 5 m/s³.

5.6.2.1.4. The requirements in paragraphs 5.6.2.1.1. and 5.6.2.1.3. of this Regulation shall be tested in accordance with relevant vehicle test(s) specified in Annex 8 of this Regulation.

Informal Working Group on ACSF

Regulation 79 - ACSF Category B1 operation

5.6.2.2. ACSF of Category B1 operation

5.6.2.2.1. If the system is active an optical signal shall be provided to the driver.

5.6.2.2.2. ~~When the system is temporarily not available, for example due to inclement weather conditions, the system shall clearly inform the driver about the system status by an optical signal, except if the system is in the OFF mode, e.g. switched off.~~

When the system is in standby mode, an optical signal shall be provided to the driver.

5.6.2.2.3. When the system reaches its boundary conditions set out in paragraph 5.6.2.3.1.1. of this Regulation (e.g. the specified maximum lateral acceleration $a_{y,max}$) and both in the absence of any driver input to the steering control and when any front tyre of the vehicle **is crossing starts to cross** the lane marking, the system shall continue to provide assistance and shall clearly inform the driver about this system status **by** an optical **warning** signal and additionally by an acoustic or haptic **warning** signal.

For vehicles of categories M₂ M₃ N₂ and N₃, **this the warning** requirement **above** is deemed to be fulfilled if the vehicle is equipped with a Lane Departure Warning System (LDWS) fulfilling the technical requirements of Regulation No. 130."

5.6.2.2.4. A system failure shall be signaled to the driver **by an optical warning signal**. ~~The optical signal mentioned in paragraph 5.6.2.2.2. of this Regulation may be used for this purpose.~~ However, when the system is manually deactivated by the driver, the indication of **the failure mode** may be suppressed.

5.6.2.2.5. When the system is active (**i.e. ready to intervene or intervening**) and in the speed range between 10 km/h or V_{min} , whichever is higher, and V_{max} , it shall provide a means of detecting that the driver is holding the steering control.

If, after a period of no longer than 15 seconds the driver is not holding the steering control, an optical warning **signal** shall be provided. **This signal may be the same as the signal specified below in this paragraph.**

The optical warning signal shall indicate to the driver to place their hands on the steering control. It shall consist of pictorial information showing hands and the steering control and may be accompanied by additional explanatory text or warning symbols.

If, after a period of no longer than 30 seconds the driver is not holding the steering control, ~~an acoustical warning shall be provided in addition to the signal mentioned above at least the hands or steering control in the pictorial information provided as optical warning signal shall be shown in red~~ **and an acoustic warning signal shall be provided.**

The **warnings signals** shall be active until the driver is holding the steering control, or until the system is deactivated, either manually or automatically.

~~If the acoustic warning continues for more than 30 seconds, the system shall be automatically deactivated. In this case~~ **The system shall be automatically deactivated at the latest 30 s after the acoustic warning signal has started. After deactivation** the system shall clearly inform the driver about the system status by an **acoustic** emergency signal which is different from the **previous acoustic** warning signal, for at least five seconds or until the driver holds the steering control again.

The above requirements shall be tested in accordance with the relevant vehicle test(s) specified in Annex 8 of this Regulation.

5.6.2.2.6. Unless otherwise specified, the optical signals described in 5.6.2.2. shall all be different from each other (e.g. different symbol, colour, blinking, text).

Informal Working Group on ACSF Regulation 79 - ACSF Category B1 operation

5.6.2.2. ACSF of Category B1 operation

5.6.2.2.1. If the system is active an optical signal shall be provided to the driver.

5.6.2.2.2. ~~When the system is temporarily not available, for example due to inclement weather conditions, the system shall clearly inform the driver about the system status by an optical signal, except if the system is in the OFF mode, e.g. switched off.~~

When the system is in standby mode, an optical signal shall be provided to the driver.

5.6.2.2.3. When the system reaches its boundary conditions set out in paragraph 5.6.2.3.1.1. of this Regulation (e.g. the specified maximum lateral acceleration $a_{y_{max}}$) and both in the absence of any driver input to the steering control and when any front tyre of the vehicle ~~is crossing~~ **starts to cross** the lane marking, the system shall continue to provide assistance and shall clearly inform the driver about this system status **by** an optical **warning** signal and additionally by an acoustic or haptic **warning** signal.

For vehicles of categories M₂ M₃ N₂ and N₃, ~~this~~ **the warning** requirement **above** is deemed to be fulfilled if the vehicle is equipped with a Lane Departure Warning System (LDWS) fulfilling the technical requirements of Regulation No. 130."

5.6.2.2.4. A system failure shall be signaled to the driver **by an optical warning signal**. ~~The optical signal mentioned in paragraph 5.6.2.2.2. of this Regulation may be used for this purpose.~~ However, when the system is manually deactivated by the driver, the indication of **the** failure ~~mode~~ may be suppressed.

Wording improved

See also 5.6.2.2.6.

Informal Working Group on ACSF Regulation 79 - ACSF Category B1 operation

Source: DVR






Old:


Hands-OFF monitoring:

Requirements:

After max. 15s : 

After max. 30s: 

After max. 30s  warning:  



GRRF-82-17 - page 8

5.6.2.2.5.

When the system is active (i.e. ready to intervene or intervening) and in the speed range between 10 km/h or V_{min} , whichever is higher, and V_{max} , it shall provide a means of detecting that the driver is holding the steering control.

If, after a period of no longer than 15 seconds the driver is not holding the steering control, an optical warning signal shall be provided. This signal may be the same as the signal specified below in this paragraph.

The optical warning signal shall indicate to the driver to place their hands on the steering control. It shall consist of pictorial information showing hands and the steering control and may be accompanied by additional explanatory text or warning symbols.

If, after a period of no longer than 30 seconds the driver is not holding the steering control, an acoustical warning shall be provided in addition to the signal mentioned above at least the hands or steering control in the pictorial information provided as optical warning signal shall be shown in red and an acoustical warning signal shall be provided.

The warnings signals shall be active until the driver is holding the steering control, or until the system is deactivated, either manually or automatically.

If the acoustic warning continues for more than 30 seconds, the system shall be automatically deactivated. In this case The system shall be automatically deactivated at the latest 30 s after the acoustic warning signal has started. After deactivation the system shall clearly inform the driver about the system status by an acoustic emergency signal which is different from the previous acoustic warning signal, for at least five seconds or until the driver holds the steering control again.


The above requirements shall be tested in accordance with the relevant vehicle test(s) specified in Annex 8 of this Regulation.

5.6.2.2.6.

Unless otherwise specified, the optical signals described in 5.6.2.2. shall all be different from each other (e.g. different symbol, colour, blinking, text).

Informal Working Group on ACSF Regulation 79 - ACSF Category B1 operation


Source: DVR






New:

Hands-OFF monitoring:

Optical warning signal:

After max: 15s : 

After max. 30s: 

After max. 30s  warning: 

Remark: „pictorial information“ is only an example!

Different optical signals

5.6.2.2.5.

When the system is active (i.e. ready to intervene or intervening) and in the speed range between 10 km/h or V_{min} , whichever is higher, and V_{max} , it shall provide a means of detecting that the driver is holding the steering control.

If, after a period of no longer than 15 seconds the driver is not holding the steering control, an optical warning signal shall be provided. This signal may be the same as the signal specified below in this paragraph.

The optical warning signal shall indicate to the driver to place their hands on the steering control. It shall consist of pictorial information showing hands and the steering control and may be accompanied by additional explanatory text or warning symbols.

If, after a period of no longer than 30 seconds the driver is not holding the steering control, an acoustic warning shall be provided in addition to the signal mentioned above at least the hands or steering control in the pictorial information provided as optical warning signal shall be shown in red and an acoustic warning signal shall be provided.

The warnings signals shall be active until the driver is holding the steering control, or until the system is deactivated, either manually or automatically.

If the acoustic warning continues for more than 30 seconds, the system shall be automatically deactivated. In this case The system shall be automatically deactivated at the latest 30 s after the acoustic warning signal has started. After deactivation the system shall clearly inform the driver about the system status by an acoustic emergency signal which is different from the previous acoustic warning signal, for at least five seconds or until the driver holds the steering control again.

The above requirements shall be tested in accordance with the relevant vehicle test(s) specified in Annex 8 of this Regulation.

5.6.2.2.6.

Unless otherwise specified, the optical signals described in 5.6.2.2. shall all be different from each other (e.g. different symbol, colour, blinking, text).

Informal Working Group on ACSF

Regulation 79 - Amendments to WP.29/2017/10

- ➔ **Definitions**
- ➔ **Corrected Steering Function (CSF)**
- ➔ **Automatically Controlled Steering Function (ACSF)**
 - ⇒ **General**
 - ⇒ **CAT A: Remote Controlled Parking**
 - ⇒ **CAT B1 function**
 - ⇒ **CAT B1 warning**
- ➔ **Annex 8 – Tests**
 - ⇒ **CSF**
 - ⇒ **ACSF CAT B1**

Informal Working Group on ACSF Regulation 79 - Annex 8 – Test Requirements

"Annex 8

Test requirements for corrective and automatically commanded steering functions

1. General Provisions

Vehicles fitted with CSF and/or ACSF systems shall fulfill the appropriate tests requirements of this annex.
2. Testing conditions

The tests shall be performed on a flat, dry asphalt or concrete surface **delivering affording** good adhesion. The ambient temperature shall be between 0° C and 45° C.
- 2.1. Lane markings

The lane markings on the road used for the tests shall be in line with one of those described in Annex 3 of Regulation No. 130. The markings shall be in good condition and of a material conforming to the standard for visible lane markings. The lane-marking layout used for the tests shall be recorded in the test report.

The width of the lane shall be minimum 3.5m, for the purpose of the tests of this Annex.

The test shall be performed under visibility conditions that allow safe driving at the required test speed.

The vehicle manufacturer shall demonstrate, through the use of documentation, compliance with all other lane markings identified in Annex 3 of Regulation No. 130. Any of such documentation shall be appended to the test report.
- 2.2. Tolerances

All vehicle speeds specified for the tests described in this annex shall be met within a tolerance of ± 2 km/h.
- 2.3. Vehicle conditions
 - 2.3.1. Test mass

The vehicle shall be tested in a load condition agreed between the manufacturer and the Technical Service. No load alteration shall be made once the test procedure has begun. The vehicle manufacturer shall demonstrate, through the use of documentation, that the system works at all load conditions.
 - 2.3.2. The vehicle shall be tested at the tyre pressures recommended by the vehicle manufacturer.
- 2.4. Lateral acceleration

The position **representing the centre of gravity**, at which the lateral acceleration shall be measured shall be determined in agreement between the vehicle manufacturer and the Technical Service. This position shall be identified in the test report.

The lateral acceleration shall be measured without taking into account the additional effects due to the movements of the vehicle body (e.g. roll of sprung mass).

Informal Working Group on ACSF Regulation 79 - CSF Tests

3. Tests procedures

3.1. Tests for CSF

The following test applies to CSF functions covered by item c of CSF definition in paragraph 2.3.4.2. of this regulation.

3.1.1. Warning test for CSF

~~3.1.1.1. The vehicle shall be driven with an activated CSF system on a road with lane markings on each side of the lane. The Technical Service shall verify that the requirements defined in paragraph 5.1.6.2. of this Regulation are met.~~

Old test

~~3.1.1.2. With the agreement of the Technical Service, a detailed description of the simulation shall be provided in the test report.~~

Simulation deleted

3.1.1.1. The vehicle shall be driven with an activated CSF on a road with lane markings on each side of the lane. In case of a CSF whose interventions are solely based on the evaluation of the presence and location of lane boundaries, the vehicle shall be driven on a road delimited by the boundaries as declared by the manufacturer (e.g. road edge).

The test conditions and the vehicle test speed shall be within the operating range of the system.

During the test, the duration of the CSF interventions and of the optical and acoustic warning signals shall be recorded.

In the case of paragraph 5.1.6.1.2.1. of this regulation, the vehicle shall be driven such that it attempts to leave the lane and causes CSF intervention to be maintained for a period longer than 10s (for M1, N1) or 30s (for M2, M3, N2, N3). If such a test cannot be practically achieved due to e.g. the limitations of the test facilities, with the consent of the type approval authority this requirement may be fulfilled through the use of documentation.

The test requirements are fulfilled if:

- The acoustic warning is provided no later than 10s (for M1, N1) or 30s (for M2, M3, N2, N3) after the beginning of the intervention.

In the case of paragraph 5.1.6.1.2.2. of this regulation, the vehicle shall be driven such that it attempts to leave the lane and causes at least three interventions of the system within a rolling interval of 180 s.

The test requirements are fulfilled if:

- an optical warning signal is provided for each intervention, as long as the intervention exists, and
- an acoustic warning signal is provided at the second and third intervention, and
- the acoustic warning signal at the third intervention is at least 10s longer than the one at the second intervention.

3.1.1.2. In addition, the manufacturer shall demonstrate to the satisfaction of the Technical Service that the requirements defined in paragraphs 5.1.6.1.1 and 5.1.6.1.2 are fulfilled in the whole range of CSF operation. This may be achieved on the basis of appropriate documentation appended to the test report.

3.1.2. Overriding force test

3.1.2.1. The vehicle shall be driven with an activated CSF on a road with lane markings on each side of the lane.

The test conditions and the vehicle test speed shall be within the operating range of the system.

The vehicle shall be driven such that it attempts to leave the lane and causes CSF intervention. During the intervention, the driver shall apply a force on the steering control to override the intervention.

The force applied by the driver on the steering control to override the intervention shall be recorded.

3.1.2.2. The test requirements are fulfilled if the force applied by the driver on the steering control to override the intervention does not exceed 50N.

3.1.2.3. In addition, the manufacturer shall demonstrate to the satisfaction of the Technical Service that the requirements defined in paragraph 5.1.6.1.3. are fulfilled in the whole range of CSF operation. This may be achieved on the basis of appropriate documentation appended to the test report.

New test

Informal Working Group on ACSF Regulation 79 - CSF Tests

3. Tests procedures

3.1. Tests for CSF

The following test applies to CSF functions covered by item c of CSF definition in paragraph 2.3.4.2. of this regulation.

3.1.1. Warning test for CSF

~~3.1.1.1. The vehicle shall be driven with an activated CSF system on a road with lane markings on each side of the lane. The Technical Service shall verify that the requirements for warning signals defined in paragraph 5.1.6.2. of this Regulation are met.~~

~~3.1.1.2. With the agreement of the Technical Service, a simulation may be used. A detailed description of the simulation and its validation shall be included in the test report.~~

3.1.1.1. The vehicle shall be driven with an activated CSF on a road with lane markings on each side of the lane. In case of a CSF whose interventions are solely based on the evaluation of the presence and location of lane boundaries, the vehicle shall be driven on a road delimited by the boundaries as declared by the manufacturer (e.g. road edge).

The test conditions and the vehicle test speed shall be within the operating range of the system.

During the test, the duration of the CSF interventions and of the optical and acoustic warning signals shall be recorded.

In the case of paragraph 5.1.6.1.2.1. of this regulation, the vehicle shall be driven such that it attempts to leave the lane and causes CSF intervention to be maintained for a period longer than 10s (for M1, N1) or 30s (for M2, M3, N2, N3). If such a test cannot be practically achieved due to e.g. the limitations of the test facilities, with the consent of the type approval authority this requirement may be fulfilled through the use of documentation.

The test requirements are fulfilled if:

- The acoustic warning is provided no later than 10s (for M1, N1) or 30s (for M2, M3, N2, N3) after the beginning of the intervention.

In the case of paragraph 5.1.6.1.2.2. of this regulation, the vehicle shall be driven such that it attempts to leave the lane and causes at least three interventions of the system within a rolling interval of 180 s.

Road and test conditions




Every CSF intervention





If intervention > 10s (M1, N1)



Informal Working Group on ACSF Regulation 79 - CSF Tests




Every CSF intervention 


If intervention > 10s (M1, N1) 

Full operation range (e.g. document)

...but, if the time between two interventions is shorter than 180s,

- It will be a acoustic warning from the beginning of the intervention,
- with an escalation in the duration (+ 10s)



 : acoustic warning signals, only if lane marking are used

Test is to verify, that the force to override the system is within the limit (< 50N)

and it is given within the full operation range (e.g. document)

The test requirements are fulfilled if:

- an optical warning signal is provided for each intervention, as long as the intervention exists, and
- an acoustic warning signal is provided at the second and third intervention, and
- the acoustic warning signal at the third intervention is at least 10s longer than the one at the second intervention.

3.1.1.2. In addition, the manufacturer shall demonstrate to the satisfaction of the Technical Service that the requirements defined in paragraphs 5.1.6.1.1 and 5.1.6.1.2 are fulfilled in the whole range of CSF operation. This may be achieved on the basis of appropriate documentation appended to the test report.

3.1.2 Overriding force test

3.1.2.1. The vehicle shall be driven with an activated CSF on a road with lane markings on each side of the lane.

The test conditions and the vehicle test speed shall be within the operating range of the system.

The vehicle shall be driven such that it attempts to leave the lane and causes CSF intervention. During the intervention, the driver shall apply a force on the steering control to override the intervention.

The force applied by the driver on the steering control to override the intervention shall be recorded.

3.1.2.2. The test requirements are fulfilled if the force applied by the driver on the steering control to override the intervention does not exceed 50N.

3.1.2.3. In addition, the manufacturer shall demonstrate to the satisfaction of the Technical Service that the requirements defined in paragraph 5.1.6.1.3 are fulfilled in the whole range of CSF operation. This may be achieved on the basis of appropriate documentation appended to the test report.

Informal Working Group on ACSF Regulation 79 - CAT B1 Test

3.2. Tests for ACSF Category B1 Systems

3.2.1. Lane keeping functional test

3.2.1.1. The vehicle speed shall remain in the range from V_{\min} up to V_{\max} .

The test shall be carried out for each speed range specified in paragraph 5.6.2.1.3. of this Regulation separately **or within contiguous speed ranges where the $a_{y_{\max}}$ is identical.**

The vehicle shall be driven without any force applied by the driver on the steering control (e.g. by removing the hands from the steering control) with a constant speed on a curved track with lane markings at each side.

The necessary lateral acceleration to follow the curve shall be between 80 and 90% of the maximum lateral acceleration specified by the vehicle manufacturer $a_{y_{\max}}$.

The lateral acceleration and the lateral jerk shall be recorded during the test.

3.2.1.2. The test requirements are fulfilled if:

The vehicle does not cross any lane marking.

The moving average over half a second of the lateral jerk does not exceed 5 m/s^3 .

3.2.1.3. ~~Data for the whole lateral acceleration and speed range: the Technical Service shall require the manufacturer to deliver data about fulfilling the test for lane keeping capabilities for the whole lateral acceleration and speed range.~~

The vehicle manufacturer shall demonstrate to the satisfaction of the Technical Service that the requirements for the whole lateral acceleration and speed range are fulfilled. This may be achieved on the basis of appropriate documentation appended to the test report.

3.2.2. Maximum lateral acceleration test

3.2.2.1. The vehicle speed shall remain in the range from V_{\min} up to V_{\max} .

The test shall be carried out for each speed range specified in paragraph 5.6.2.1.3. of this Regulation separately.

The vehicle shall be driven without any force applied by the driver on the steering control (e.g. by removing the hands from the steering control) with a constant speed on a curved track with lane markings at each side.

The technical service defines a test speed and a radius which would provoke a higher acceleration than $a_{y_{\max}} + 0.3 \text{ m/s}^2$ (e.g. by travelling with a higher speed through a curve with a given radius).

The lateral acceleration and the lateral jerk shall be recorded during the test.

3.2.2.2. The test requirements are fulfilled if:

The recorded acceleration is within the limits specified in paragraph 5.6.2.1.3. of this Regulation.

The moving average over half a second of the lateral jerk does not exceed 5 m/s^3 .

Informal Working Group on ACSF Regulation 79 - CAT B1 Test

3.2. Tests for ACSF Category B1 Systems

3.2.1. Lane keeping functional test

3.2.1.1. The vehicle speed shall remain in the range from V_{min} up to V_{max} .

The test shall be carried out for each speed range specified in paragraph 5.6.2.1.3. of this Regulation separately **or within contiguous speed ranges where the $a_{y\text{max}}$ is identical.**

The vehicle shall be driven without any force applied by the driver on the steering control (e.g. by removing the hands from the steering control) with a constant speed on a curved track with lane markings at each side.

The necessary lateral acceleration to follow the curve shall be between 80 and 90% of the maximum lateral acceleration specified by the vehicle manufacturer $a_{y\text{max}}$.

The lateral acceleration and the lateral jerk shall be recorded during the test.

3.2.1.2. The test requirements are fulfilled if:

The vehicle does not cross any lane marking.

The moving average over half a second of the lateral jerk does not exceed 5 m/s^3 .

3.2.1.3. ~~Data for the whole lateral acceleration and speed range: the Technical Service shall require the manufacturer to deliver data about fulfilling the test for lane keeping capabilities for the whole lateral acceleration and speed range.~~

The vehicle manufacturer shall demonstrate to the satisfaction of the Technical Service that the requirements for the whole lateral acceleration and speed range are fulfilled. This may be achieved on the basis of appropriate documentation appended to the test report.

For vehicles of category M_1, N_1

Speed range	10-60 km/h	>60-100 km/h	>100-130 km/h	>130 km/h
Maximum value for the specified maximum lateral acceleration	3 m/s^2	3 m/s^2	3 m/s^2	3 m/s^2
Minimum value for the specified maximum lateral acceleration	0 m/s^2	0.5 m/s^2	0.8 m/s^2	0.3 m/s^2

Adaption of test speed to test track is possible

New wording

Informal Working Group on ACSF Regulation 79 - CAT B1 Test

3.2.3. Overriding force test

3.2.3.1. The vehicle speed shall remain in the range from V_{smin} up to V_{smax} .

The vehicle shall be driven without any force applied by the driver on the steering control (e.g. by removing the hands from the steering control) with a constant speed on a curved track with lane markings at each side.

The necessary lateral acceleration to follow the curve shall be between 80 and 90% of the minimum value specified in the table of paragraph 5.6.2.1.3. of this Regulation.

The driver shall then apply a force on the steering control to override the system intervention and leave the lane.

The force applied by the driver on the steering control during the overriding manoeuvre shall be recorded.

3.2.3.2. The test requirements are fulfilled if the force applied by the driver on the steering control during the overriding manoeuvre is less than 50N.

The manufacturer shall demonstrate through appropriate documentation that this condition is fulfilled through out the ACSF operation range.

3.2.4. Transition test; hands-on test

3.2.4.1. The vehicle shall be driven with activated ACSF with a vehicle test speed between $V_{smin} + 10$ km/h and $V_{smin} + 20$ km/h on a track with lane markings at each side of the lane.

The driver shall release the steering control and continue to drive until the ACSF is deactivated by the system. The track shall be selected such that it allows driving with activated ACSF for at least 60s without any driver intervention.

The test shall be repeated with a vehicle test speed between $V_{smax} - 20$ km/h and $V_{smax} - 10$ km/h or 130 km/h whichever is lower.

Where V_{smax} is higher than 140km/h, the manufacturer shall demonstrate to the satisfaction of the Technical Service through appropriate documentation that the requirements defined in 3.2.4.2. in this annex are fulfilled up to V_{smax} .

3.2.4.2. The test requirements are fulfilled if:

The optical warning signal was given at the latest 15 s after the steering control has been released and ~~the optical warning signal~~ remains until ACSF is deactivated.

The acoustic warning signal was given at the latest 30 s after the steering control has been released and the acoustic warning signal remains until ACSF is deactivated.

The ACSF is deactivated at the latest 30 s after the acoustic warning signal has started, with an acoustic emergency signal of at least 5 s, which is different from the previous acoustic warning signal."

Informal Working Group on ACSF Regulation 79 - CAT B1 Test

Limit test speed to 130 km/h
(safety, test track availability etc.)

3.2.4. Transition test; hands-on test

3.2.4.1. The vehicle shall be driven with activated ACSF with a vehicle test speed between $V_{\text{min}} + 10$ km/h and $V_{\text{min}} + 20$ km/h on a track with lane markings at each side of the lane.

The driver shall release the steering control and continue to drive until the ACSF is deactivated by the system. The track shall be selected such that it allows driving with activated ACSF for at least 60 s without any driver intervention.

The test shall be repeated with a vehicle test speed between $V_{\text{max}} - 20$ km/h and $V_{\text{max}} - 10$ km/h or 130 km/h whichever is lower.

Where V_{max} is higher than 140 km/h, the manufacturer shall demonstrate to the satisfaction of the Technical Service through appropriate documentation that the requirements defined in 3.2.4.2. in this annex are fulfilled up to V_{max} .

3.2.4.2. The test requirements are fulfilled if:

The optical warning signal was given at the latest 15 s after the steering control has been released and the optical warning signal remains until ACSF is deactivated.

The acoustic warning signal was given at the latest 30 s after the steering control has been released and the acoustic warning signal remains until ACSF is deactivated.

The ACSF is deactivated at the latest 30 s after the acoustic warning signal has started, with an acoustic emergency signal of at least 5 s, which is different from the previous acoustic warning signal."

Informal Working Group on ACSF
Regulation 79

**Thank you
for your Attention**