



RSPR Project – state of the art

Albania Road Safety Performance Review Capacity Building Workshop

Durres, Albania

Nenad Nikolic, Regional Advisor

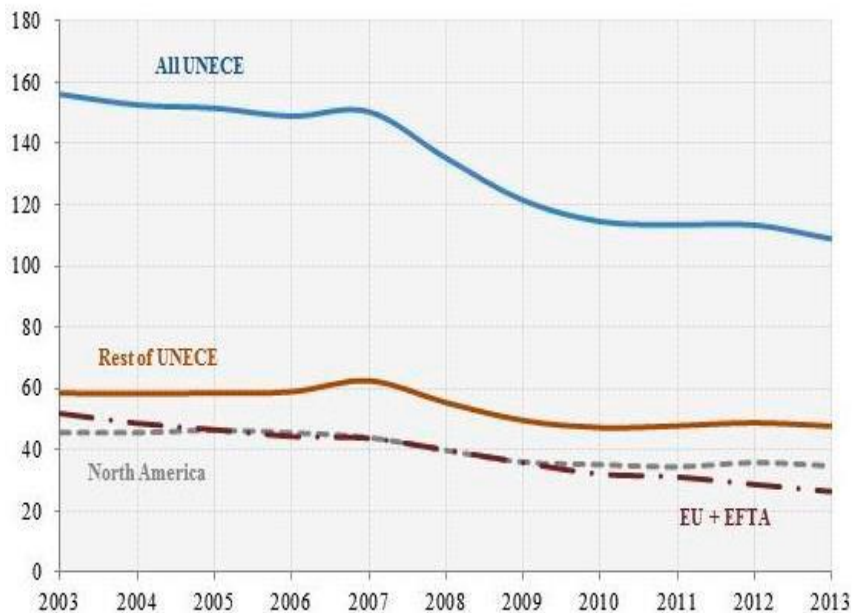
6-7 February 2018



Road Safety trends (UNECE, 2015)

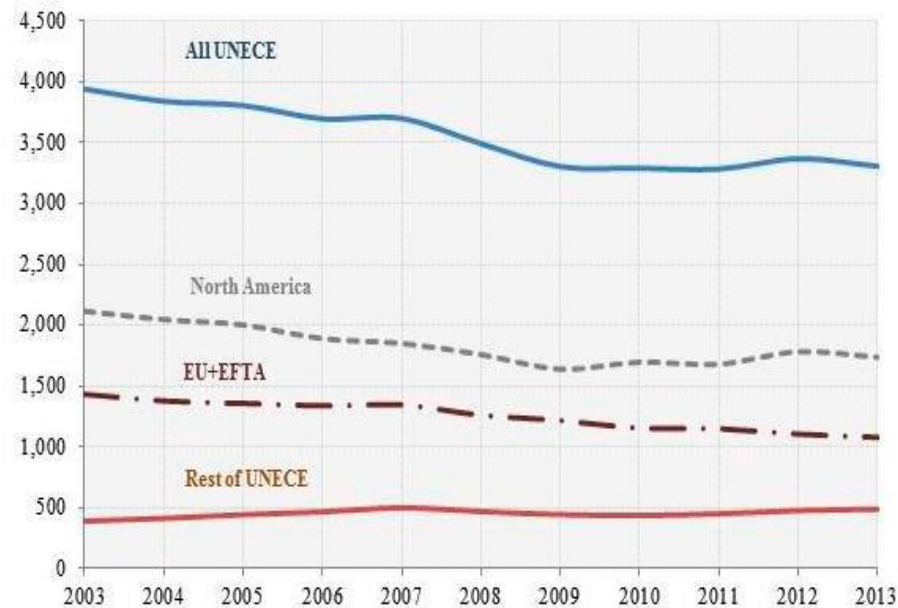
Road traffic fatalities by region, 2003–2013 (UNECE, 2015)

Thousands



Road traffic accidents by region, 2003–2013 (UNECE, 2015)

Thousands



Background (WHO, 2013)

	Deaths/100K (WHO estimate)	Deaths (Country report)
Albania	15.1	295
The Dominican Republic	29.3	2,164
Georgia	11.8	514
Viet Nam	24.5	9,156
Montenegro	11.9	74
The former Yugoslav Republic of Macedonia	9.4	198
Serbia	7.7	735
Sweden	2.8	260
Netherlands	3.4	570



Road Safety Management Capacity Building Project



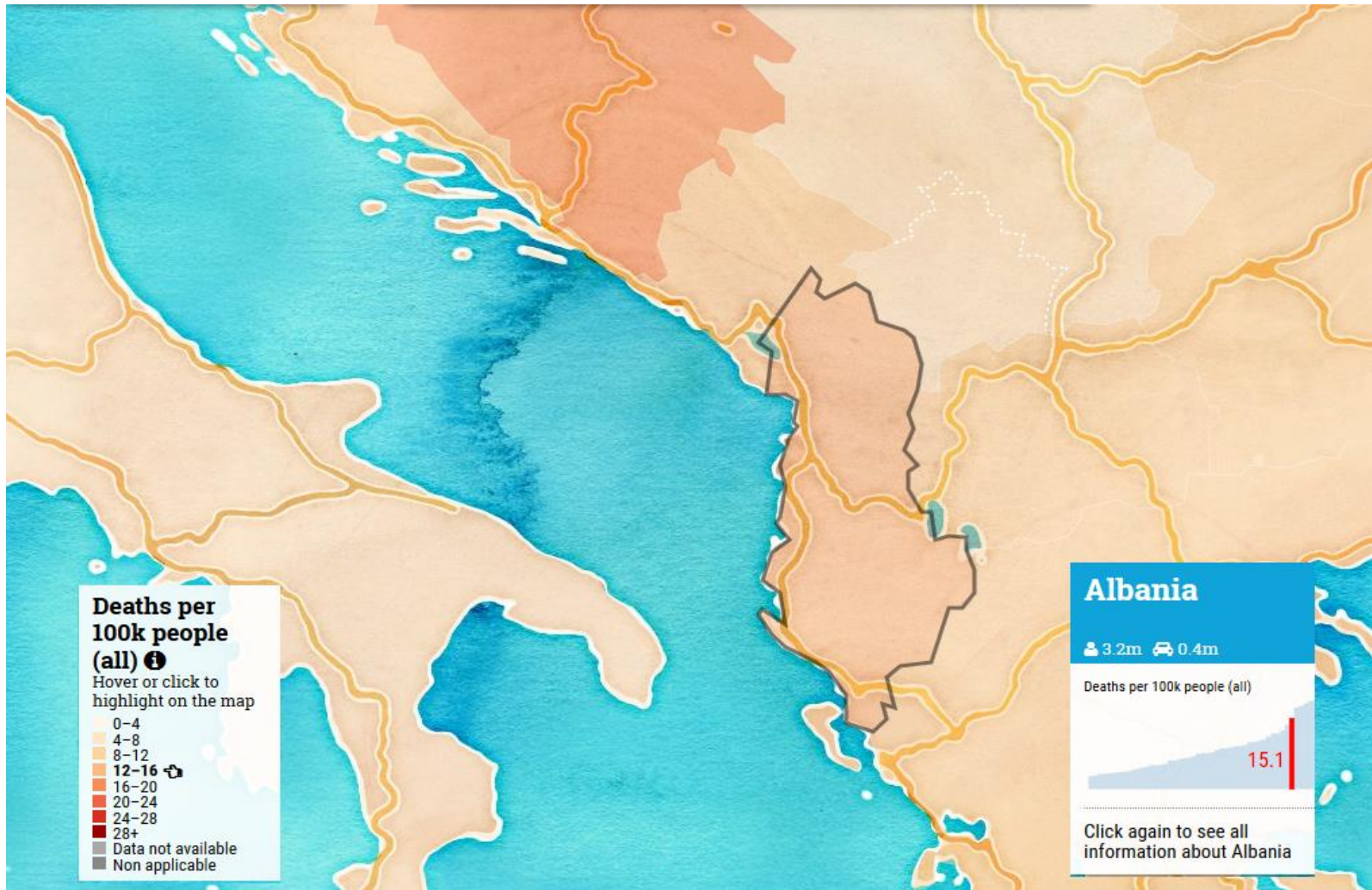
- **Cooperation between UNECE, ESCAP and ECLAC**
- **4 countries globally**

Aim:

To strengthen the national road safety management system capacities of selected developing countries and countries with economies in transition



Albania (WHO, 2013)



Transport Statistics Infocard Albania



Area: 28,748 km² • Inhabitants: 2,893,654 (2014)
Contracting Party to 30 UN Transport Conventions under the purview of UNECE Inland Transport Committee. Contracting Party to 14 UN Road Safety Conventions.

Road and rail traffic	2014
Number of passenger cars (thousand)	378.1
Motorization rate (No. of passenger cars per thousand inhabitants)	131
Passenger-km by road (million)	8,650
Tonne-km by road (million)	3,500
Passenger-km by rail (million)	8
Tonne-km by rail (million)	40
Tonne-km by Inland Waterways (million)	-

Road casualty statistics	2014
Fatalities	264
Injured	2,353
Injury accidents	1,954

Road deaths per	
Million inhabitants	91
100,000 passenger cars	67

Severity of road traffic accidents	
Fatalities per 1,000 injury accidents	138

Figure 1: Passenger-km by road and by rail (million)

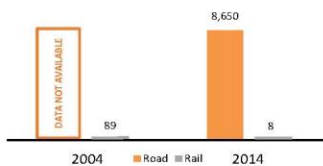


Figure 2: Casualties (fatalities and injuries, per million inhabitants) Δ = 1,000

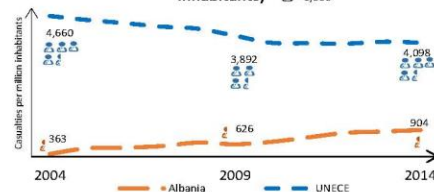


Figure 3: Inland transport modal split - Freight (Tonne-km)

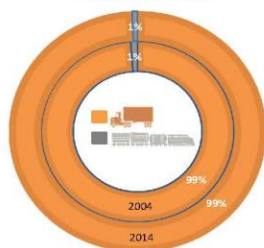
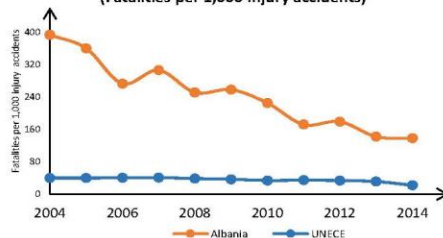


Figure 4: Evolution of the severity of road traffic accidents (Fatalities per 1,000 injury accidents)



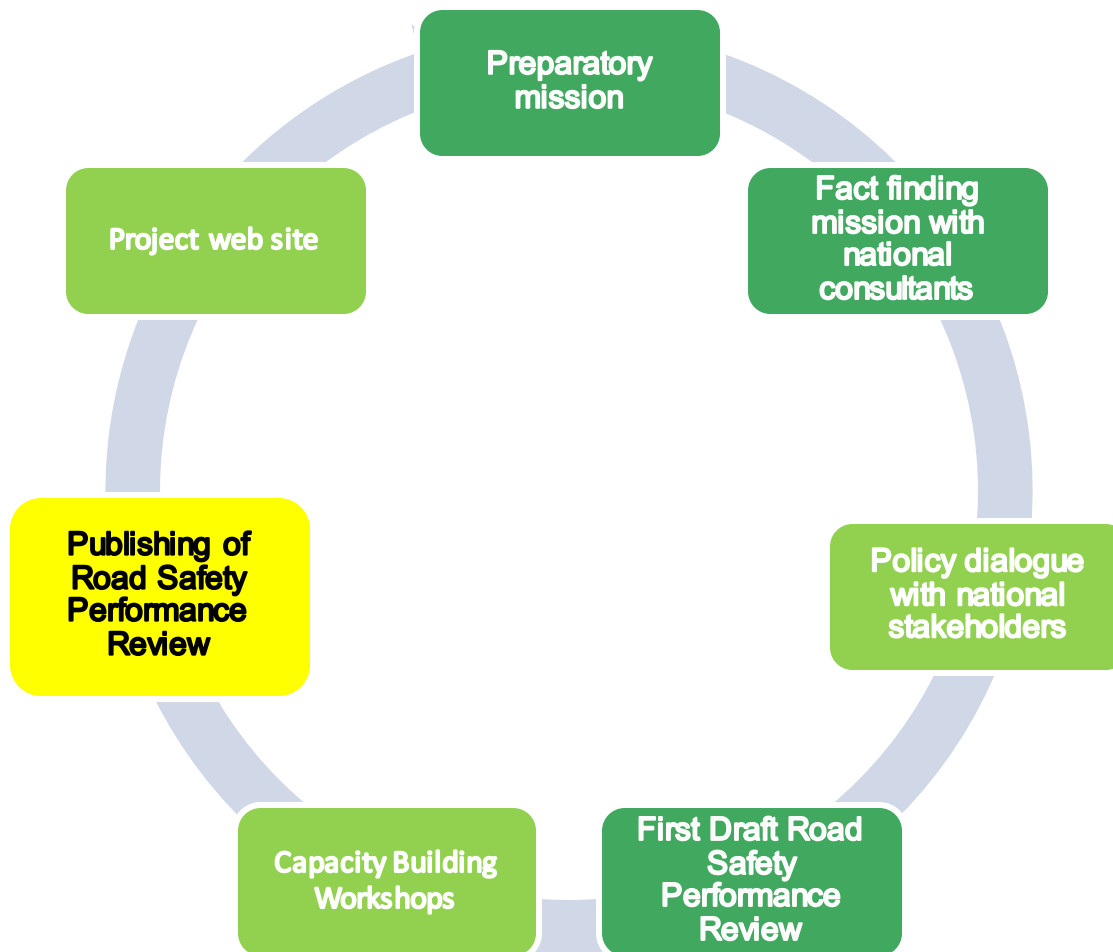
Source: UNECE Transport Statistics Database.

Note: UNECE in figures 2 and 4 refers to the average value of UNECE member States providing data.

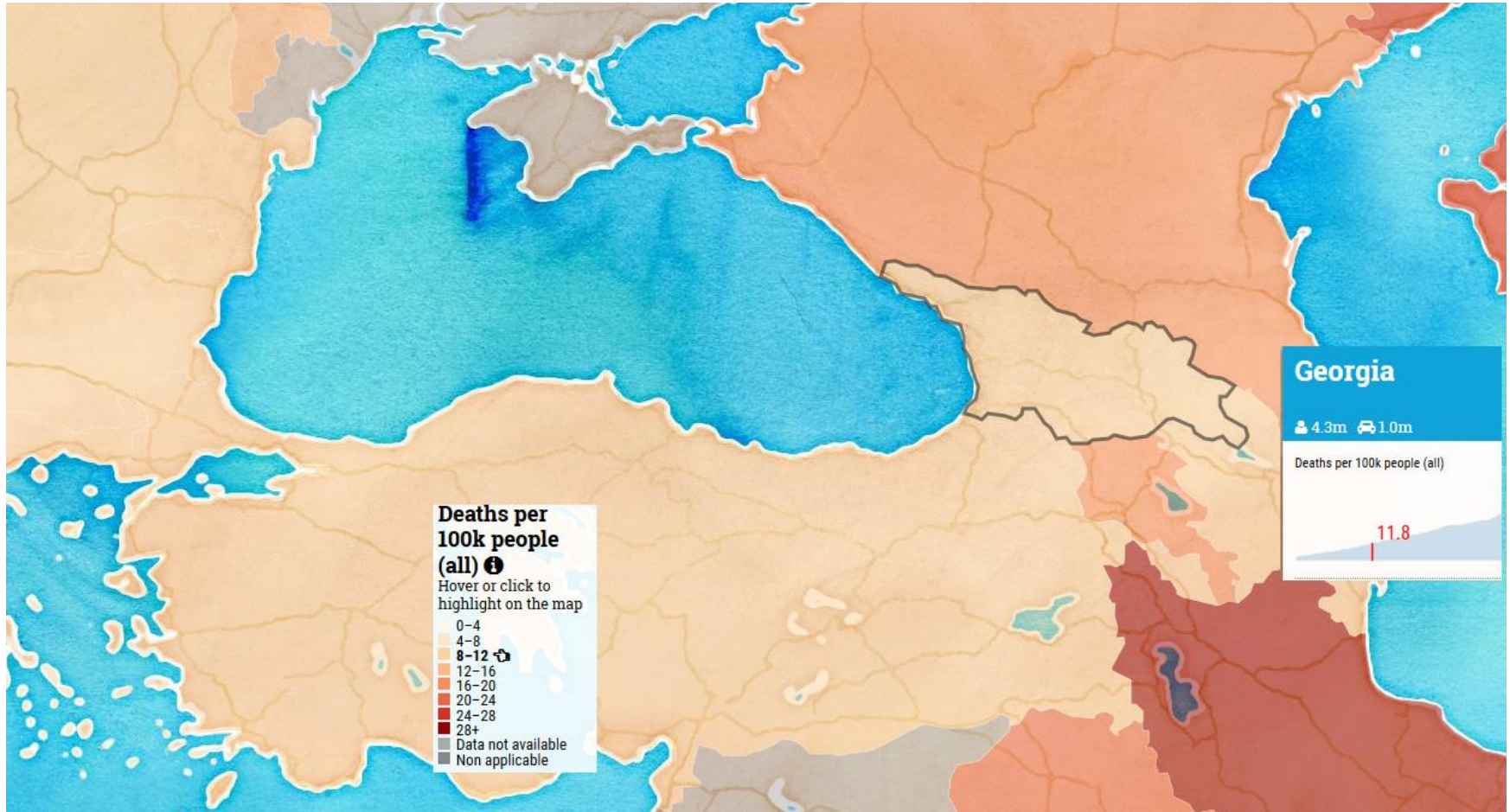
- Not applicable.

Albania (UNECE, 2016)

RSPR Project Activities Albania



Georgia (WHO, 2013)



TRANSPORT



Transport Statistics Infocard

Georgia



Area: 69,700 km² • Inhabitants: 3,727,007 (2014)

Contracting Party to 17 UN Transport Conventions under the purview of UNECE Inland Transport Committee. Contracting Party to 10 UN Road Safety Conventions.

Road and rail traffic	2014
Number of passenger cars (thousand)	821.1
Motorization rate (No. of passenger cars per thousand inhabitants)	220
Passenger-km by road (million)	6,572
Tonne-km by road (million)	655
Passenger-km by rail (million)	550
Tonne-km by rail (million)	4,988
Tonne-km by Inland Waterways (million)	-

Road casualty statistics	2014
Fatalities	511
Injured	8,536
Injury accidents	5,992

Road deaths per	
Million inhabitants	137
100,000 passenger cars	62

Severity of road traffic accidents	
Fatalities per 1,000 injury accidents	85

Figure 1: Passenger-km by road and by rail (million)

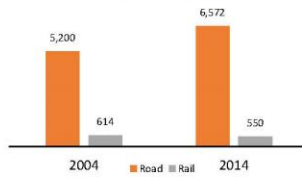


Figure 2: Casualties (fatalities and injuries, per million inhabitants) Δ = 1,000

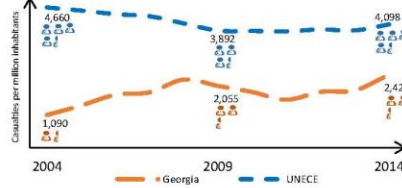


Figure 3: Inland transport modal split - Freight (Tonne-km)

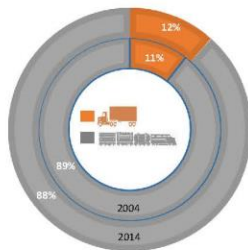
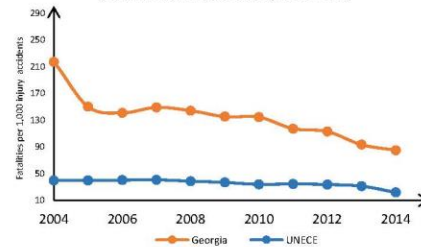


Figure 4: Evolution of the severity of road traffic accidents (Fatalities per 1,000 injury accidents)



Source: UNECE Transport Statistics Database.

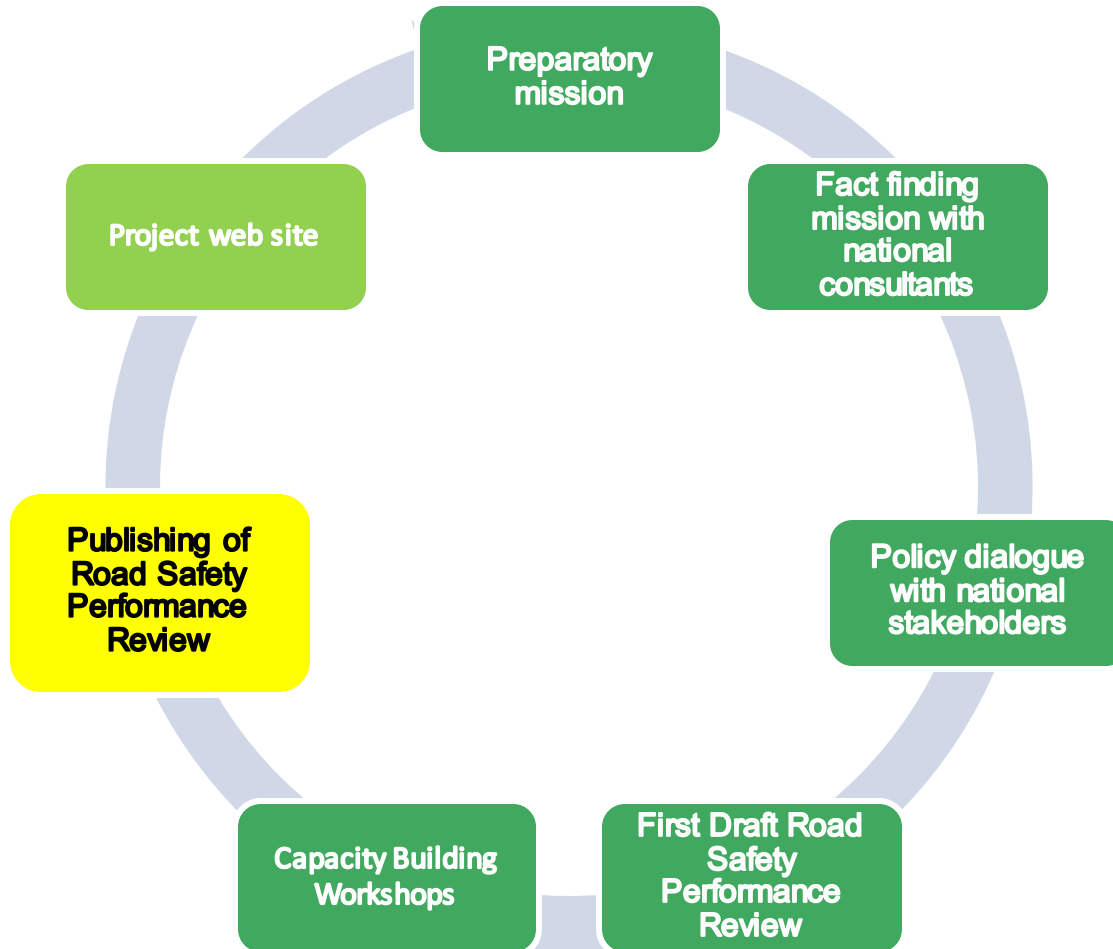
Note: UNECE in figures 2 and 4 refers to the average value of UNECE member States providing data.

- Not applicable.

Georgia (UNECE, 2016)

Analysis prepared under the auspices of the Inland Transport Committee's Working Party on Transport Statistics (WP.6)

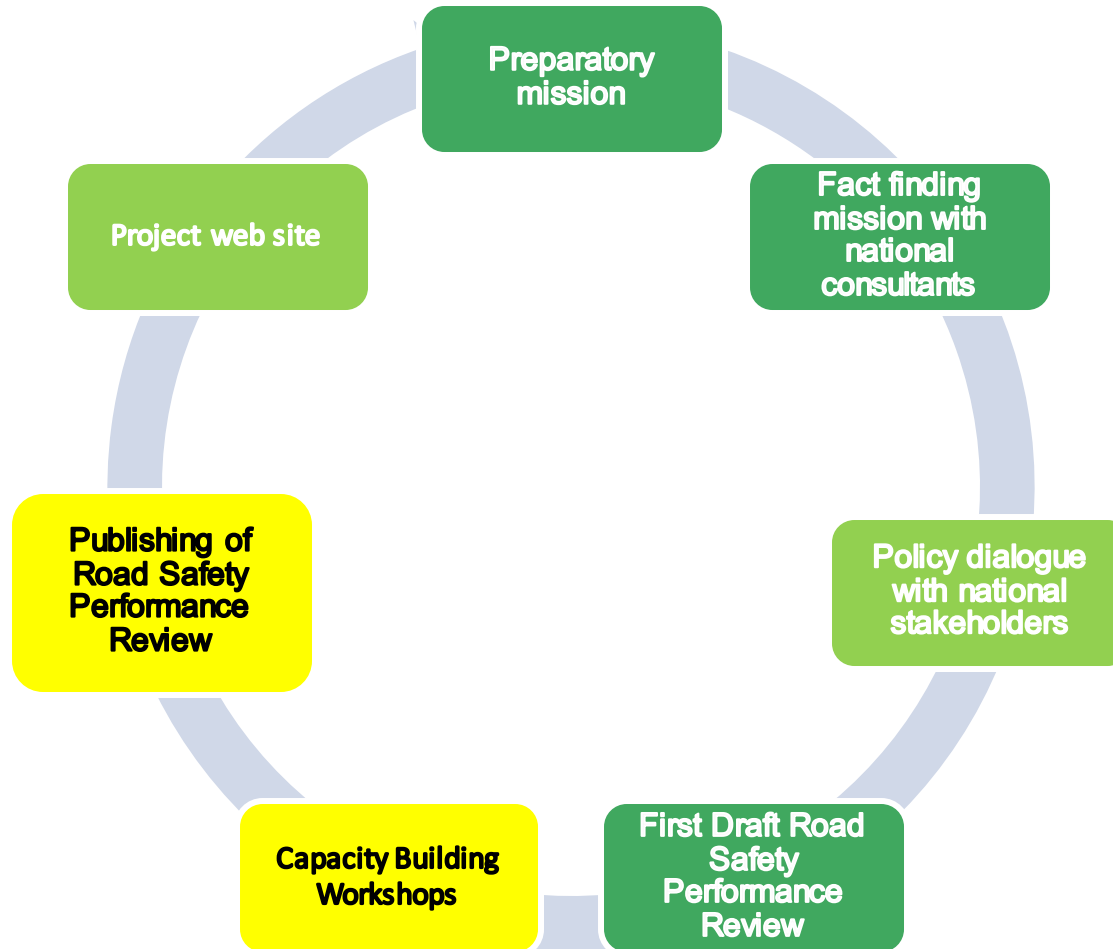
RSPR Project Activities Georgia



The Dominican Republic (WHO, 2013)



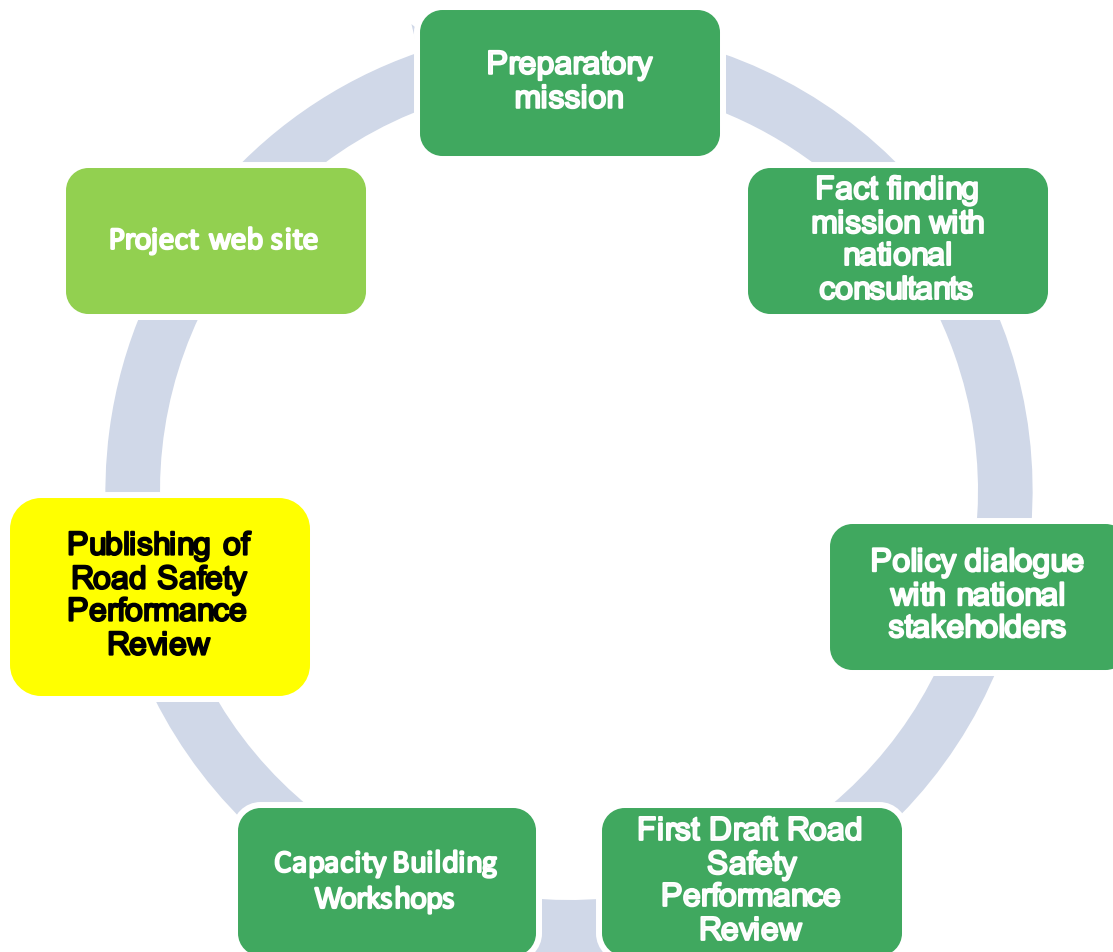
RSPR Project Activities Dominican Republic



Viet Nam (WHO, 2013)



RSPR Project Activities Viet Nam



The final steps

- **Update Project web site**
- **Finalize draft Road Safety Performance Review (RSPR) based on discussions during policy dialogue session**
- **Discuss final RSPR with national stakeholders**
- **Translate RSPR into national languages and prepare a printed version**
- **Invite national stakeholders to use project results in national road safety policy creation**



Thank you

Nenad Nikolic, Regional Advisor
UNECE Sustainable
Transport Division
nenad.nikolic@un.org

