

Economic Commission for Europe

Inland Transport Committee

25 January 2018

Working Party on the Transport of Dangerous Goods

Joint Meeting of Experts on the Regulations annexed to the European Agreement concerning the International Carriage of Dangerous Goods by Inland Waterways (ADN)

Thirty-second session

Geneva, 22-26 January 2017

Item 5b of the provisional agenda

Proposals for amendments to the Regulations annexed to ADN other proposals

Diagram of Tank vessel with hold space/service space in cofferdam

Transmitted by the Government of the Netherlands

Introduction

1. At the 32nd meeting of the Safety Committee the proposals of the informal working group on explosion protection, and the formal and informal papers related to these proposals, were discussed at length. Informal document 2018/INF.21 raised the issue of a small discrepancy between the definition of the zone concept and the drawing of the diagram of Tank vessels with hold space/service space in the cofferdam. In this informal paper we aim to provide the Safety Committee with an improved diagram which can be used in the ADN 2019.

2. For clarification we reproduce the concerning part of the definition (as it occurs in 2018/INF.21):

“Zone 1 comprises:



- All spaces located below deck in the cargo area not part of zone 0.
- Closed spaces on deck within the cargo area.
- The deck in the cargo area over the entire width of the vessel to the outer cofferdam bulkheads.
- Up to a distance of at least 1.60 m to the “boundary planes of the cargo area”, the height above the deck is 2.50 m, but at least 1.50 m above the highest piping carrying cargoes or cargo vapours.

Adjacent (fore and aft) to the outermost cargo tank shots, the height is 0.25 m above deck.

If the ship is built with hold spaces or a cofferdam/part of a cofferdam is arranged as a service space, the adjacent height (fore and aft) to the “boundary plane of the cargo area” is 1.00 m above deck (see diagram).”

3. The drawings of the diagram of the Tank vessel with, and without, hold space/service space in cofferdam, did not reflect the difference that is indicated in the definition concerning the height and length of Zone 1.

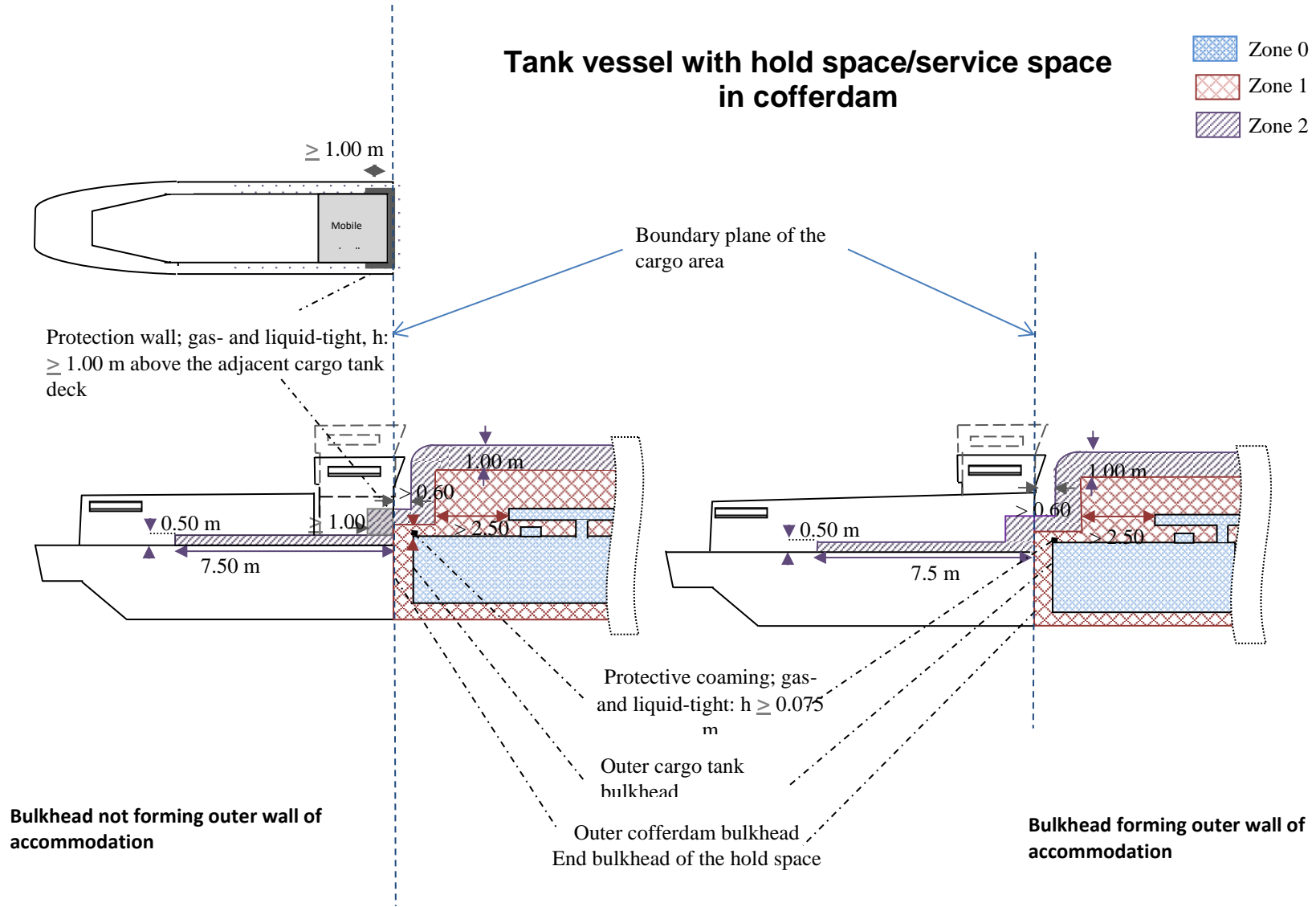
4. There are two differences between cofferdams with and without service spaces: first the height is 0,25 m versus 1,00 m for cofferdams with and without service spaces

respectively, second Zone 1 runs up to the outermost cargo bulkheads versus to the “boundary plane of the cargo area” for cofferdams with and without service spaces respectively.

5. In the drawing of the diagram that is provided in this document, these differences are reflected in a more clear sense. Furthermore we added, for illustration purposes only, the incorrect drawing as it was illustrated in 2018/INF.21.




Tank vessel with hold space/service space in cofferdam

- Zone 0
- Zone 1
- Zone 2



For illustration purposes only the drawing of the diagram, as it was in 2018/INF.21:

OLD: Tank vessel with hold space/service space in cofferdam

-  Zone 0
-  Zone 1
-  Zone 2

