

How to achieve Transport- and Trade-related SDGs
Chamber of Commerce, Novaka Miloseva 29/II
Podgorica, Montenegro
11-12 October 2017


National Strategy for Sustainable Development by 2030

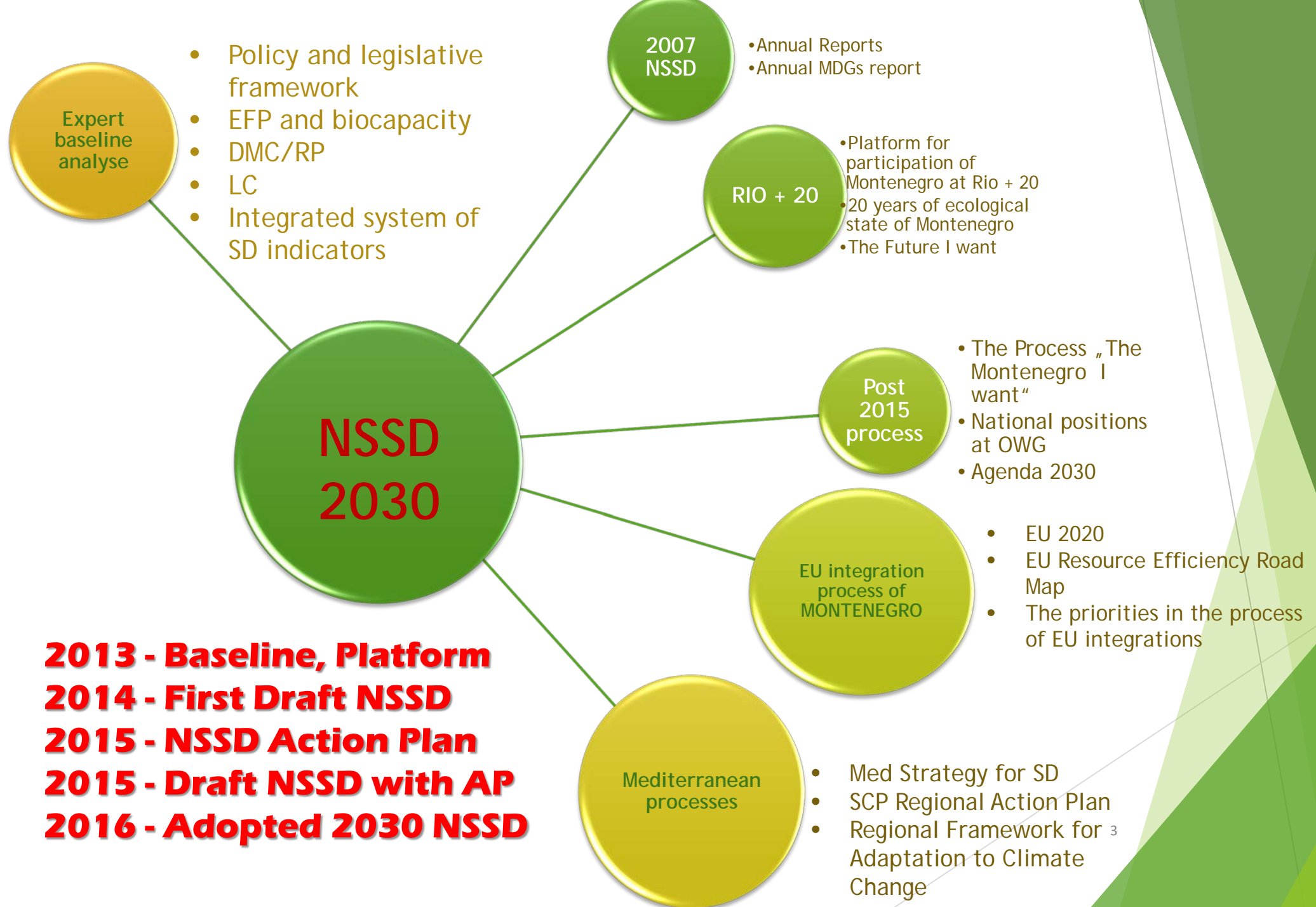
Marija Mijuskovic
Advisor in the Department for Sustainable Development and ICZM
Ministry of Sustainable Development and Tourism
Government of Montenegro

THE PROCESS



GOVERNMENT OF MONTENEGRO





2013 - Baseline, Platform
2014 - First Draft NSSD
2015 - NSSD Action Plan
2015 - Draft NSSD with AP
2016 - Adopted 2030 NSSD

NSSD `s Content

1. Role and importance of NSSD until 2030

2. The assessment of national resources

- Human, Social, Natural and Economic
- Governance for SD

3. Key unsustainable development trends and sustainable development needs in period until 2030

4. Strategic goals and measures

- Improving the status of human resources and strengthening of the social cohesion
- Support to values, norms and behavior patterns of importance for the sustainability of Montenegrin society
- Protection of natural capital
- Introducing green economy
- Improving of the Governance for SD

5. Financing for SD

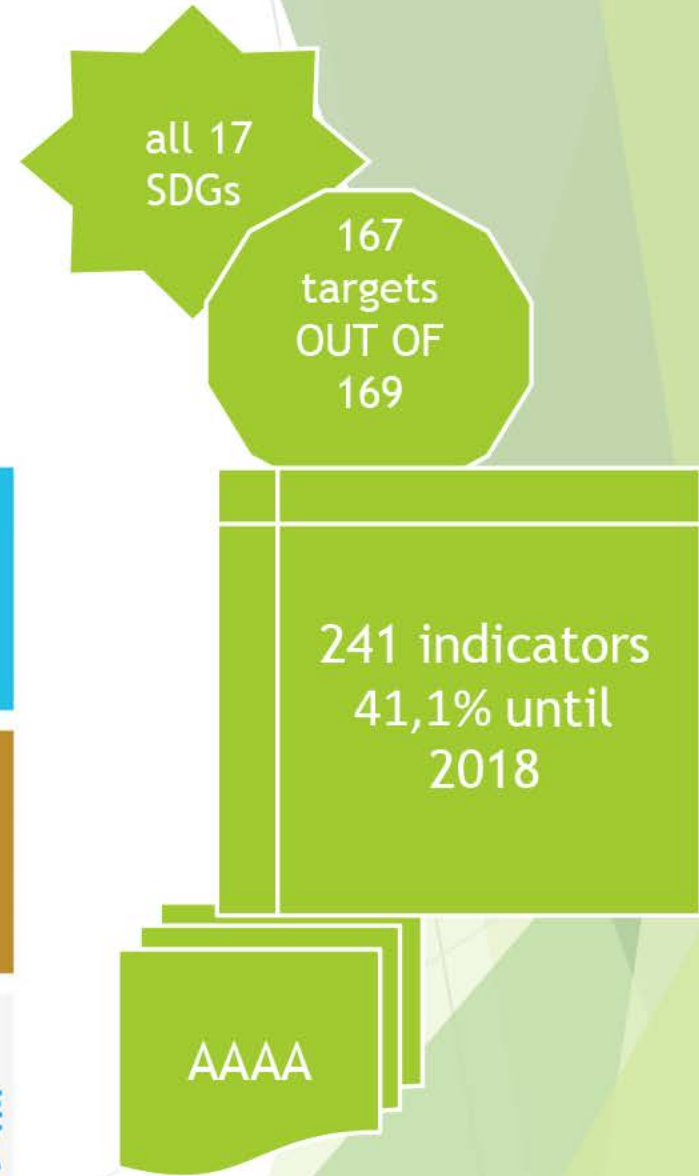
6. NSSD Action plan until 2030

7. Monitoring of NSSD implementation and measuring the sustainability of national development until 2030

2030 Agenda:

- 17 goals
- 169 targets
- 241 indicators
- AAAA as financial framework

2030 NSSD undertakes following elements of Agenda 2030



STRUCTURE OF NSSD



HUMAN RESOURCES

DEMOGRAPHIC TRENDS
DEMOGRAPHIC DEFICIT

HEALTHY LIVES
WELL-BEING

INCLUSIVE EDUCATION
LIFE LONG LEARNING

SOCIAL RESOURCES

ACTIVE
APPROACH/PARTICIPATION
SYSTEM OF VALUES

SOCIALLY RESP. ACTING

RULE OF LAW

EMPLOYMENT STIMULATION

THE CULTURE

THE CULT. HERITAGE

EQUITABLE DEVELOPMENT

NATURAL RESOURCES

PREVENTING DEGRADATION

EFFICIENT MANAGEMENT

THE STATUS OF
ENVIRONMENT & HEALTH

SUST. SPATIAL PLANNING

EFFICIENT USE OF
NON. RENEWABLE
RESOURCES

MITIGATING HAZARDS IMPACT

ECONOMIC RESOURCES

30% CO2 REDUCTION

IMPR. RESOURCE EFFICIENCY

WASTE MANAGEMENT -
CIRCULAR ECONOMY

MARINE RESOURCES

GREENING THE ECONOMY

SOCIAL RESPONSIBILITY
GREEN

JOBS/COMPETITIVENESS

GOVERNANCE FOR SUSTAINABLE DEVELOPMENT

STRENGTHEN GOVERNANCE
SYSTEM FOR SD

STRENGTHEN THE ENVIRONMENTAL
MANAGEMENT

REFORM GOVERNANCE
SYSTEM FOR SD

ESTABLISH THE SYSTEM
FOR MONITORING

LONG -TERM SUSTAINABILITY
OF FINANCING FOR SD

FINANCING FOR SUSTAINABLE DEVELOPMENT

TRANSPORT RELATED SDGs

According to the analysis contained in the UNDP “National Human Development Report 2014”, based on the assessment of average resource use for the period 2005-2012, several productivity scenarios have been developed for Montenegro, where best evaluated one was scenario 4 which anticipates absolute reduction of resource use by 20% compared to the stated average

Table 4-1: Projections of sector-related resource productivity for Montenegro by 2020, Source: ISSP, 2015.

	DMC in tons	Share in DMC in %	DMC by 2020 (reduced by 20%)	Absolute reduction in tons	RP by 2020 (€/t)	RP % change
Service sector	823,096	9.5	658,476.8	164,619	1.95	164.6
Agriculture and fishery	141,120	1.6	112,896.0	28,224	3.66	93.6
Energy	1,929,563	22.3	1,543,650.4	385,913	0.18	158.4
Processing industry	842,172	9.7	673,737.6	168,434	0.18	9.7
Transport	164,000	1.9	131,200.0	32,800	0.74	-3.9
Construction	4,767,766	55.0	3,814,212.8	953,553	0.09	201.1

TRANSPORT RELATED SDGs

- ▶ In the scenario of DMC reduction by 20%, resource productivity of transport would decrease by 3.9% through promotion of environmentally friendly transport forms (incentive measures in that respect and instruments for minimization of environmental impacts of transport sector); application of new technologies (vehicles with lower emissions, lower fuel consumption, alternative fuels), and to introduce recycling of end-of-life vehicles.
- ▶ Action plan:
- ▶ 2.1.5.5 Ensure access for persons with disabilities to their living environment, public transport, institutions, services, communication and information systems through planned and devised removal of barriers and construction of accessible facilities and services, SDG 11 (11.2);
- ▶ 2.8.1.2 Improve road infrastructure (railway, air and road transport), SDG 9 (9.1);
- ▶ 3.1.1.6 Improve the control of air, water and soil pollution from impacts of industrial and transport emissions, paragraph 33;

11 SUSTAINABLE CITIES
AND COMMUNITIES



TRANSPORT RELATED SDGs

- ▶ 3.1.1.7 Implement activities directed on resolving the problem of air pollution, especially pollution with particulate matters from different sources (e.g. stationary sources - industry, energy and diffuse sources - transport and traffic), as well as on reducing GHG emissions, SDG 3 (3.9), 11(11.6);
- ▶ 3.4.5.3 Improve the connection between city cores and suburban areas so as to improve life quality for people outside city centers; Incite mobility in cities through different measures for the improvement of public transport and walking conditions; Create “smart” systems for integration of information technologies, infrastructure and energy sector, SDG 11 (11.a, 11.2);
- ▶ 4.1.3.4 Improve energy efficiency in transport sector through: promotion and introduction of electrical, hybrid and natural gas-fueled cars, higher share of biofuels, alternative forms of mobility (cycling), public city and intercity transport, eco-rides, diverting of cargo truck to railway transport, improvement of organization and efficiency of road transport in cities and application of integrated concepts (“smart” cities), SDG 7 (7.3);

11 SUSTAINABLE CITIES
AND COMMUNITIES



TRANSPORT RELATED SDGs


- ▶ 4.2.1.2 Implement environmental fiscal reform with a specific focus on energy, construction and housing, agriculture, transport, industry and tourism, SDG 7 (7.1, 7.2), 9 (9.1, 9.4), 12 (12.c);
- ▶ 4.2.4.4 Promote and create ambient for the development of green innovations in all sectors of economy, especially in energy, transport, construction, industry, agriculture and services (tourism), SDG 17 (17.14);
- ▶ 4.5.1.5 In transport implement new technologies (low emissions vehicle, low fuel consumption, alternative fuels), promoting forms of transport convenient for the environment; define and implement incentives including tax exemptions; implement measures for minimize negative impacts of transport on the environment; recycle vehicles after the expiry of their lifetime, SDG 12 (12.2), 8 (8.4);
- ▶ 6.1.3.4 Expand subsidies that encourage environmental sustainability and sustainable development of natural resources through: support to pollution remediation, sustainable nature-based forms of tourism, sustainable cities, introduction of green infrastructures, green mobility and pilot projects for the establishment of integrated sustainable transport system, researches and innovations focused on new end clean technologies, etc., SDG 12 (12.c), 17 (17.3, 17.14);

11 SUSTAINABLE CITIES
AND COMMUNITIES




TRADE RELATED SDGs

- ▶ 5.4.4. International trade as an important driving force for the development
- ▶ 5.6.2. Financing platform for sustainable development of Montenegro by 2030:
 - ▶ Encourage transparency, inclusive and non-discriminatory international trade through greater availability of loans, guarantees, collaterals, factoring and innovative financial instruments, including those for micro- small and medium-sized enterprises. Also, this measure should include stimulation of regional trade and interconnectivity, SDG 10 (10.6), SDG 17 (17.10, 17.11, 17.12);

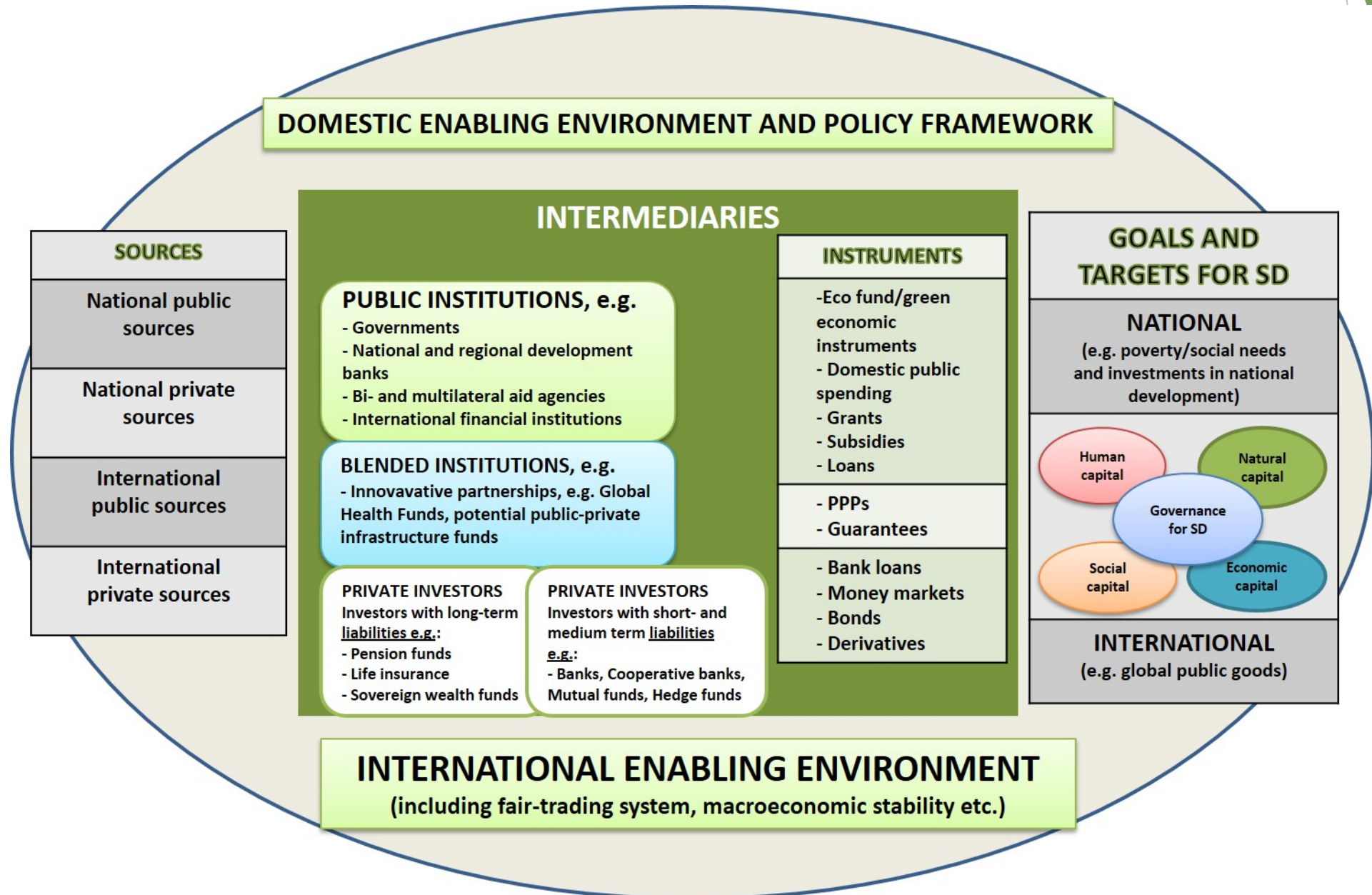


TRADE RELATED SDGs

- ▶ Action plan: 6. FINANCING FOR SUSTAINABLE DEVELOPMENT
- ▶ Encourage transparency, inclusive and nondiscriminatory international trade SDG 8 (8.a), SDG 10 (10.6, 10.a), 17 (17.10, 17.11, 17.12)
 - ▶ 6.2.4.1 Implement the Trade Facilitation Agreement of the World Trade Organization (WTO TFA) and respect all WTO initiatives , especially those for least developed countries; implement similar agreements within CEFTA zone for free trade, participate in all the UNCTAD initiatives of trade facilitation and increased import, in order to create fair trade conditions for all and enhance access to market for less developed ones (especially to the market for agricultural and food products), SDG 8 (8.a), SDG 10 (10.6), SDG 17 (17.10, 17.11, 17.12).
 - ▶ 6.2.4.2 Strengthen access to financial sources for the growth of economic activities and define market-oriented incentives so as to extend financing of international trade in accordance with the WTO rules, SDG 10 (10.a), SDG 17 (17.10, 17.11, 17.12).
 - ▶ 6.2.4.3 Encourage the regional trade and interconnectivity, which promote inclusive growth and sustainable development; removal of barriers in the regional trade, removal of unnecessary non-tariff measures and strengthen bilateral and regional economic cooperation with trade, SDG 17 (17.10, 17.11, 17.12).



SOURCE FOR FINANCING SD



MONITORING OF NSSD



	HUMAN RESOURCES	SOCIAL RESOURCES	NATURAL RESOURCES	ECONOMIC RESOURCES	GOVERNANCE FOR SD	FINANCING FOR SD
SDGs indicators (241)	42 (17%)	61 (25%)	28 (12%)	35 (15%)	48 (20%)	27(11%)
National indicators (273)	50	66	52	97	8	-
International indicators (33)	4	7	8	3	7	4
Cumulative indicators (10)	Human Development Index (NHDI)	Gender Inequality Index Social Progress Index	Ecological Footprint DMC Land Consumption	Resource Productivity Genuine Progress Indicator	Environmental Democracy Index Environmental Policy Index	None

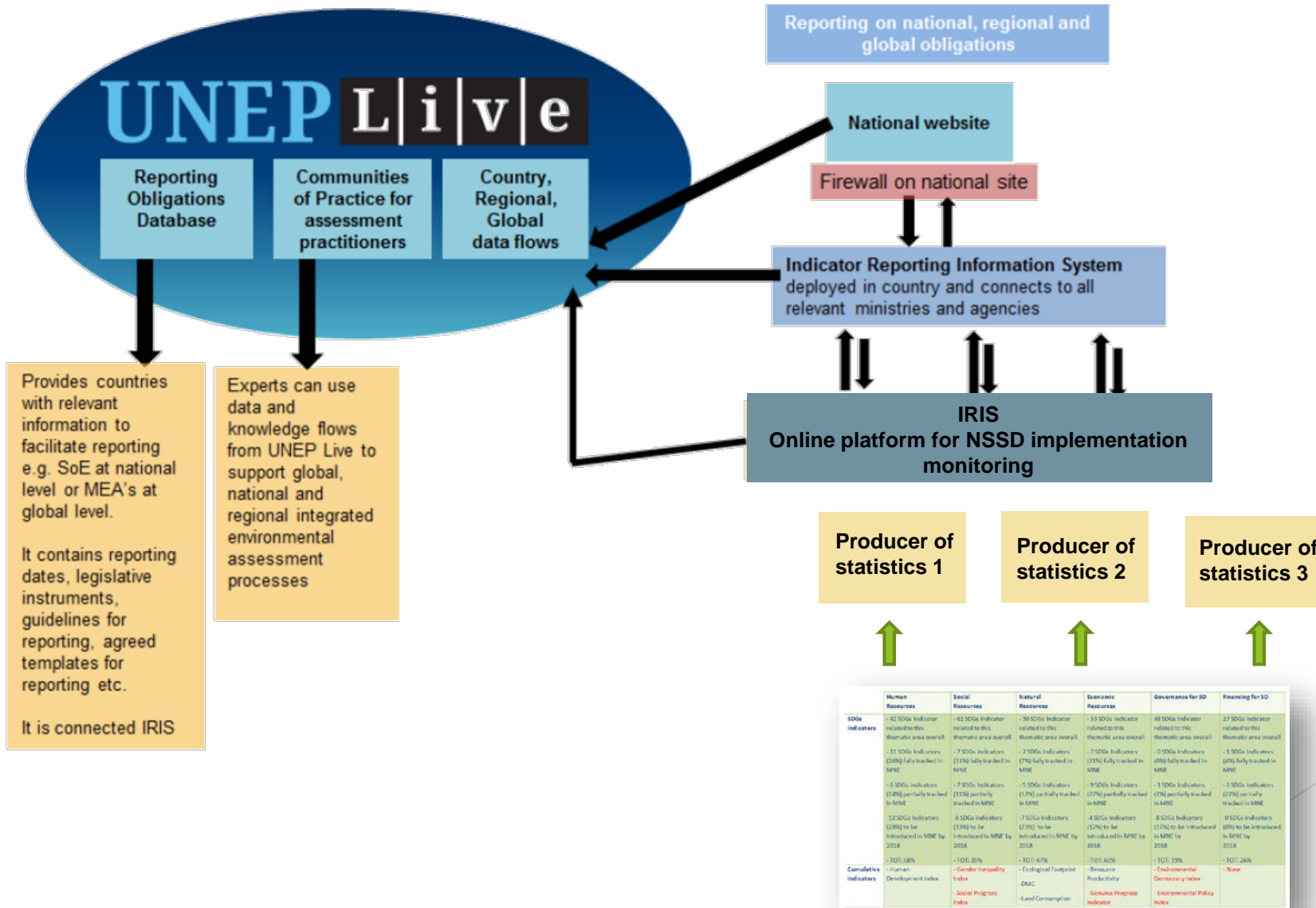
OVERVIEW OF THE STATISTICAL DATA PRODUCERS

OFFICIAL STATISTICAL PRODUCERS IN MNE				INSTITUTIONS THAT SHOULD APPLY FOR THE DATA VALIDATION BY MONSTAT		
Institution		Official producer	Number of UN indicators for which the institution is responsible(105)	Institution		Number of UN indicators for which the institution is responsible (49)
1	Statistical Office of Montenegro, MONSTAT	YES	52	1	Agency for Electronic Communications and Postal Services	1
2	Central bank of Montenegro	YES	7	2	Biotechnical faculty	2
3	Health Insurance Funduranje	YES	1	3	Public Procurement Administration	1
4	Institute for Public Health	YES	20	4	Institute of Marine Biology Kotor	4
5	Ministry of Finance	YES	19	5	Ministry of Economy	5
6	Ministry of Science	YES	3	6	Ministry of Agriculture and Rural Development	8
7	Tax Administration	YES	1	7	Ministry of Justice	1
8	Customs Administration	YES	1	8	Ministry of Education	7
INSTITUTIONS THAT SHOULD APPLY FOR THE STATUS OF OFFICIAL STATISTICAL PRODUCER (26)				9	Ministry of labour and Social Welfare	2
				10	Ministry of Transport and Maritime Affairs	1
				11	Ministry for Human and Minority Rights	6
				12	Ministry of Health	3
				13	Ministry of Foreign Affairs and European Integration	1
1	Environment Protection Agency	NO	10	14	Ministry of Interior	6
2	Ministry for Sustainable Development and Tourism	NO	16	15	Protector of Human Rights and Freedoms	1
26 DATA PRODUCERS - 180 SDG INDICATORS				16	Real Estate Administration	1

SCHEMATIC REPRESENTATION OF FUNCTIONING OF THE SYSTEM FOR MONITORING OF NSSD IMPLEMENTATION (IRIS)

Data visualization and publication

Data visualization and publication



Indicator Reporting Information System (IRIS)

NEXT STEPS




PRIORITY
INSTITUTIONAL
ISSUES



PROGRAMME
BUDGETING



STRANGHTENING
NSSD **MONITORING**
MECHANISMS



HARMONIZING
SECTORAL
STRATEGIES WITH
THE 2030 NSSD



SUCCESSFUL
IMPLEMENTATION
OF THE 2030 NSSD/
PARTNERSHIPS



Thank you!