

(4) Examples

4-1 Outer surface of the disc for alloy wheels

Photo.1 M1 B




In this case, as the vent hole is large, we can check the friction surface relatively easy (a). But for the area which is behind the wheel rim, it is difficult to check (b).

Photo.2 M1 D



We can hardly check. We can see only the circumferential portion of the disc slightly.

Photo.4 N3 D



We can not check at all.

Photo.3 N1 C



We can check the friction surface through vent hole(c). But we can not check the area at all which is behind the wheel rim(d).

4-2 Inner surface of the disc

Photo.5 M1 C~D



We can hardly check because of the obstacle (the dust cover).

Photo.7 N1 D



We can not check at all , because of the obstacle (the dust cover).

Photo.8 N3 D



We can not check at all , because of the obstacle (the dust cover).

Photo.6 M1 D




We can not check at all , because of the obstacle (the dust cover).




4-3 Inner surfaces of the disc with adding the inspection "window".

Photo.9 M1 B



We can check the friction surfaces by rotating the wheel. But there are some concerns that the mud, water, snow and tipping stones will cause the problem. And the reinforcement is necessary for the strength.

Photo.11 N1 B



We can check the friction surfaces by rotating the wheel. But there are some concerns that the mud, water, snow and tipping stones will cause the problem. And the

Photo.13 N3 B



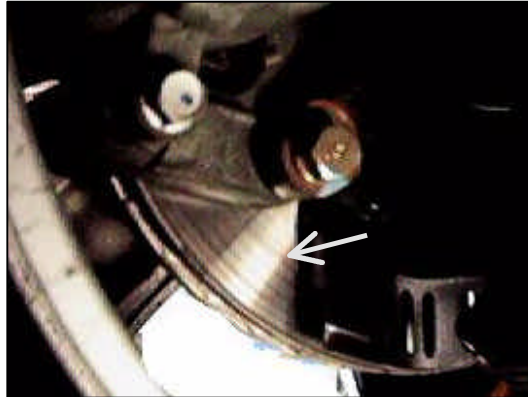
We can check ,to some content, with disassembling the dust cover by removing the tightening bolts. But there are more difficult cases to check ,because of the different suspension type. And there is also the same type as M1 vehicles of which we can not disassemble the dust cover.

Photo.10 M1 B



We can check the friction surfaces by rotating the wheel. But there are some concerns that the mud, water, snow and tipping stones will cause the problem.

Photo.12 N1 B



We can check the friction surfaces by rotating the wheel. But there are some concerns that the mud, water, snow and tipping stones will cause the problem. And the reinforcement is necessary for the strength.


4-4 Outer surface of the disc for steel wheel

Photo.14 M1 C~D



We can hardly check, although after removing the wheel cap.

Photo.15 N1 C~D



We can see only the circumferential portion of the disc slightly from the vent hole.

Photo.16 N2 D




We can not check the friction area at all.




4-5 The friction surface of the drum

Photo.17 M1 D




We can not check at all , because of the backing

Photo.19 N1 D



We can not check the friction area. We can check only the edge of the friction area through the lining wear inspection hole.

Photo.22 N2 D



We can not check the friction area. We can check only the edge of the friction area through the lining wear inspection hole.

Photo.18 M1 D



We can not check at all , because of the backing plate.



Photo.20 N1 D

We can not check the friction area through the hole for adjusting shoe clearance.




Photo.21 N1 D

We can not check the friction area. We can check only the edge of the friction area through the lining wear inspection hole.

4-6 The friction surface of the drum with adding the inspection hole and so on.

Photo.23 M1 C~D



We can check the closer part of the friction surfaces with adding the inspection hole. But for the other part, it is very difficult to check because of the darkness in spite of the inspection light and covering by the wear dust. This inspection hole is not considered for the strength.

Photo.25 N1 C~D



We can only check the friction area slightly. This inspection hole is not considered for practical use.

Photo.26 N2 C~D



We can not check all the friction area although with adding such a large inspection "window". It is not considered for practical use.

Photo.24 M1 C~D



We can check the closer part of the friction surfaces with adding the inspection hole. But for the other part, it is very difficult to check. The suitable area for inspection hole is limited to the position close to the wheel cylinder or the anchor of the shoes. So there will be the cases which we can not check depending on the suspension type. This inspection hole is not considered for the strength.