



Central Statistical
Bureau of Latvia

Mobility of Latvian Population in 2021

OVERVIEW OF THE SURVEY CONDUCTED IN 2021



survey
"Mobility of Latvian population
in 2021"

How mobile are you on a daily basis?



Dita Zemite

Transport and Tourism Statistics Section
Dita.Zemite@csp.gov.lv

United Nations Economic Commission for Europe, Working Party on Transport Statistics, 73rd Session

15/06/2022



Finansē
Eiropas Savienība



Central Statistical
Bureau of Latvia

Content

General description

Communication

Sample

Data collection

Medium and long-distance mobility



Mobility of
Latvian
population
2021



Central Statistical
Bureau of Latvia

General description

Timeline

February - March, 2020 – Beginning stage

March - January, 2020/2021 – COVID-19

February – August, 2021 – Survey design

September - December, 2021 – Data collection

January - October, 2022 – Data processing , analysis, publication



Central Statistical
Bureau of Latvia

2017

VS

2021



Mobility of
Latvian
population
2021

	2017	2021
Budget	x €	2x €
Duration (months)	16+2	24+9
Slogan	-	How mobile are you on a daily basis?
Current events	-	Influence of COVID-19?
Sustainable mobility	<input checked="" type="checkbox"/>	<input checked="" type="checkbox"/>
Remote work	-	<input checked="" type="checkbox"/>
New modes of transport	-	<input checked="" type="checkbox"/>
Improved methodology	-	<input checked="" type="checkbox"/>
CSB solution for distance travelled	-	<input checked="" type="checkbox"/>

General description

Questionnaire design for 2021

Improved existing questionnaire from 2017

- ✓ New modes of transport (electr. micromobility)
- ✓ Usage of sustainable mobility (public transport, shared mobility...)
- ✓ Influence of COVID-19 on mobility habits
- ✓ Distance calculation – new method





Central Statistical
Bureau of Latvia

General description

New variables

- ✓ **Vehicle sharing** - short-term vehicle rental, where the rent is determined for minutes / hours or by distance travelled. This category includes service providers such as *CarGuru*, *CityBee*, *Fiqsy*, *Bolt*, etc. (cars, bicycles, electric scooters, etc.)
- ✓ **Ride sharing** - a trip of several persons in one car, by prior agreement in mutual communication by telephone or social networks, as well as in applications adapted to it, etc.




Central Statistical
Bureau of Latvia

General description

Reduction of respondent burden

- ✓ Option **'I don't know'** when asked about the distance of the stage (excl. walking in the beginning and the end of the trip)
- ✓ Distance to be calculated later based on coordinates of the beginning address and destination address






Central Statistical Bureau of Latvia

Communication Publicity materials


survey
"Mobility of Latvian population in 2021"

How mobile are you on a daily basis?



survey
"Mobility of Latvian population in 2021"

How mobile are you on a daily basis?



survey
"Mobility of Latvian population in 2021"

How mobile are you on a daily basis?



Travel time and distance per person/day in Latvia

79,6 min

29,6 km

TOP 3 mobility reasons

34 % work, 24 % shopping, 20 % leisure

Mobility of Latvian population 2021

Active transportation

2,9 km walking, 10,6 km cycling

CSP.GOV.LV

data from Mobility survey of 2017

TOP 3 mobility reasons

34 % work, 24 % shopping, 20 % leisure

Mobility of Latvian population 2021

Active transportation

2,9 km walking, 10,6 km cycling

data from Mobility survey of 2017

Travel time and distance per person/day in Latvia

79,6 min

29,6 km

TOP 3 mobility reasons

34 % work, 24 % shopping, 20 % leisure

How mobile are you?

Mobility of Latvian population 2021

Mobile population 79 %

Active transportation

2,7 km walking, 10,6 km cycling

CSP.GOV.LV

data from Mobility survey of 2017



Central Statistical
Bureau of Latvia



Mobility of
Latvian
population
2021

Piemērs aptaujas aizpildīšanai

Iedzīvotāju mobilitāte šajā aptaujā ir jebkura pārvietošanās ārpus telpām no vienas vietas uz citu ar noteiktu mērķi.



Brauciens uz veikalu:

Informācija par Jūsu braucienu:

- **Cikos Jūs uzsākat pārvietošanos?**
(piemēram, plkst. 8.35)
- **Cikos Jūs ieradāties galamērķī?**
(piemēram, plkst. 9.00)
- **Kāda bija Jūsu sākotnējā atrašanās vieta?**
(dzīvesvietas adrese)
- **Kāda bija Jūsu galamērķa adrese?**
(veikala adrese)
- **Kāds bija Jūsu pārvietošanās iemesls?**
(iepirkšanās)
- **Kādi bija Jūsu pārvietošanās veidi?**
(kājām līdz autostāvvietai, brauciens ar automašīnu, kājām līdz veikalam)
- **Kādi un cik daudz mikromobilitātes transporta līdzekļi ir Jūsu mājsaimniecības īpašumā un tiek lietoti?**
(piemēram, divi velosipēdi)
- **Vai Jūs esat izmantojis/-usi transporta līdzekļu koplietošanas vai kopbraukšanas pakalpojumus?**
(piemēram, reizi mēnesī izmantoju Bolt skrejriteni)



79%

Latvijas iedzīvotāju pārvietojās ne mazāk kā vienu reizi dienā ārpus mājas



TOP 3 pārvietošanās iemesli



34 %
darbs



24 %
iepirkšanās



20 %
atpūta

Aktīvie pārvietošanās veidi



2,7 km
kājām



10,6 km
ar velosipēdu

Vidējais pārvietošanās laiks un attālums personai dienā Latvijā



79,6 min



29,6 km

*Pēc 2017. gada mobilitātes aptaujas datiem

Jūsu atbilde ir svarīga, jo reprezentēs Latvijas iedzīvotāju mobilitāti 2021. gadā!

CENTRĀLĀ STATISTIKAS PĀRVALDE

Lāčplēša iela 1, Rīga, LV-1301, Latvija
e-pasts: pasts@csp.gov.lv tālr. 80000098
www.csp.gov.lv www.twitter.com/csp_latvija
www.facebook.com/csplatvija



Centrālā statistikas pārvalde



LATVIJAS IEDZĪVOTĀJU MOBILITĀTE 2021. GADĀ

Cik mobils Tu esi ikdienā?



Finansē
Eiropas Savienība



Central Statistical
Bureau of Latvia

Communication Other activities



- ✓ Team meetings in the beginning of survey design
- ✓ Interviewer training + multiple consultations
- ✓ In depth communication with interviewers about correct registration of complex answers
- ✓ Mobile texts with reminder to participate in the survey



Central Statistical
Bureau of Latvia

Survey sample

One stage stratified sampling design with a systematic sample selection scheme.

The sampling frame comprises 1 516 653 persons in total.

Complete sample: 11 000

Main sample: 8 400

Additional sample: 2 600

Age group: all residents of Latvia **aged 15–84 (incl.)** and living in private households at the survey starting date (on 01.09.2021)

Adaptive data collection:

- ✓ Additional sample from three regions
- ✓ 10 types of weights calculated (the best option to be used for collected data)



Central Statistical
Bureau of Latvia

Data collection

CAWI – 26.08. – 26.09.21

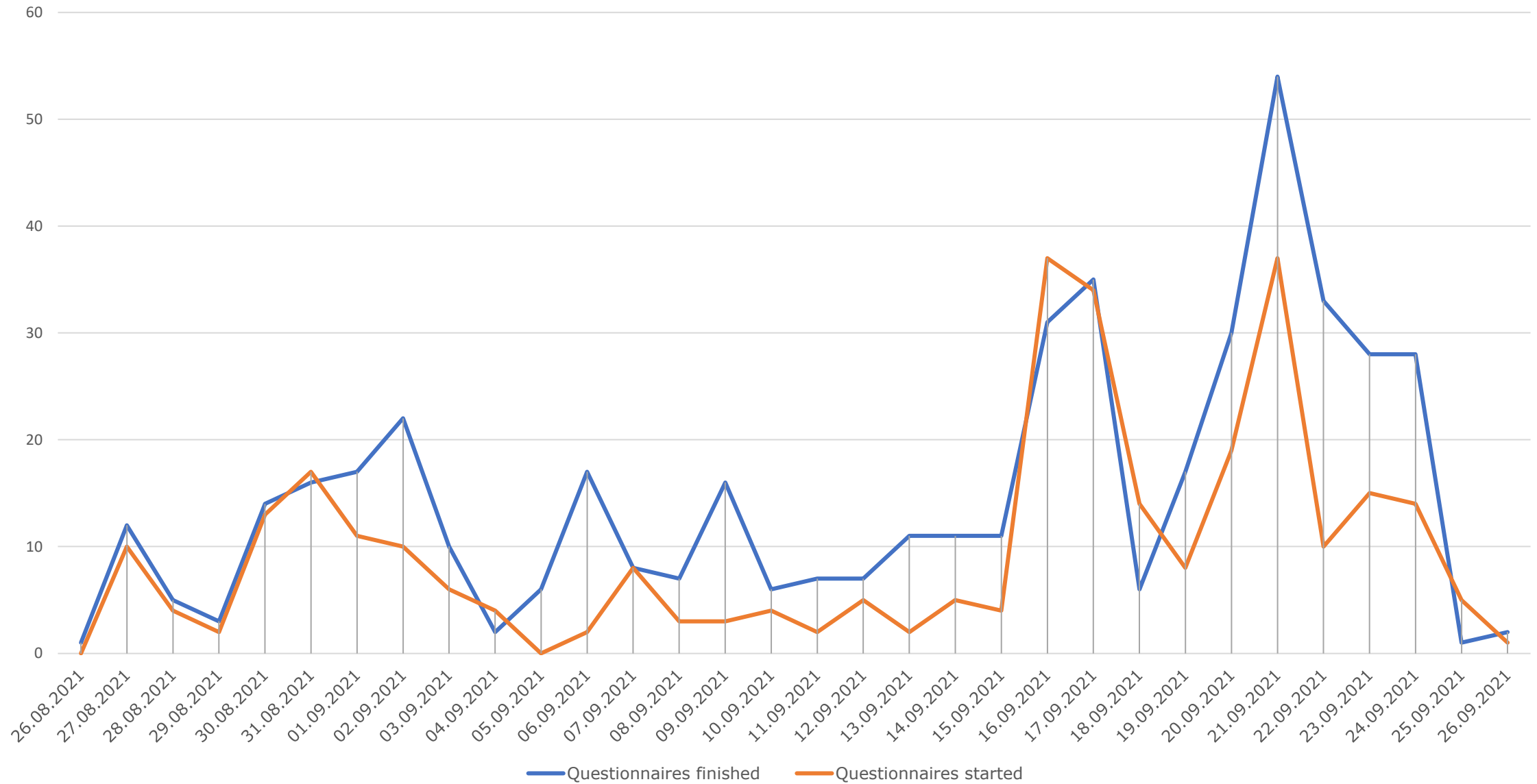
CATI – 27.09 – 15.12.21

CAPI – not conducted because of COVID-19 restrictions in Latvia (CAPI interviewers used to conduct CATI interviews)

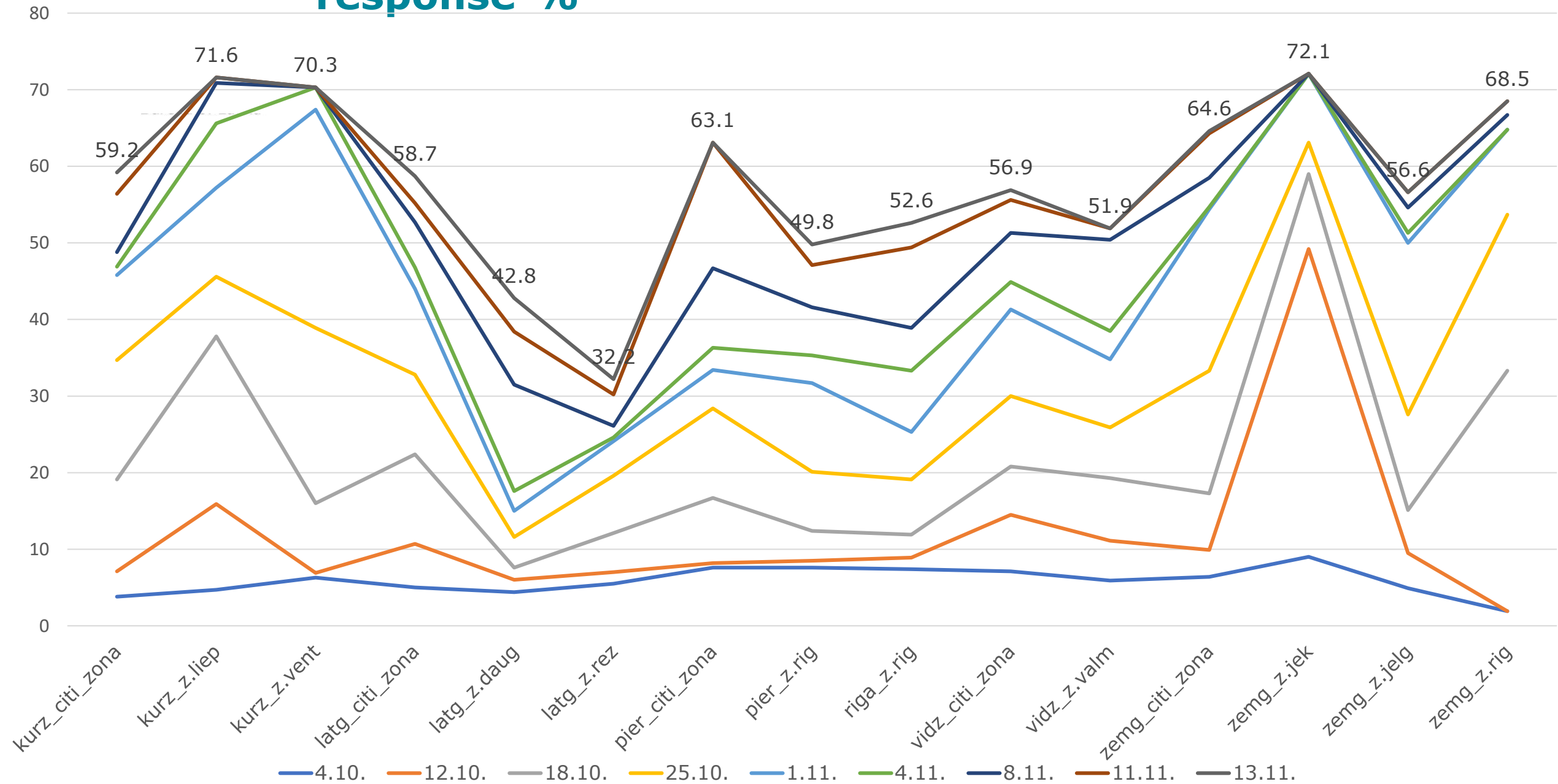


Three regions **added** from **additional sample** – decision made on **13.11.2021**. (578 respondents added)

CAWI data collection (26.08. – 26.09.)



CATI data collection by region (4.10. – 13.11.) – response %

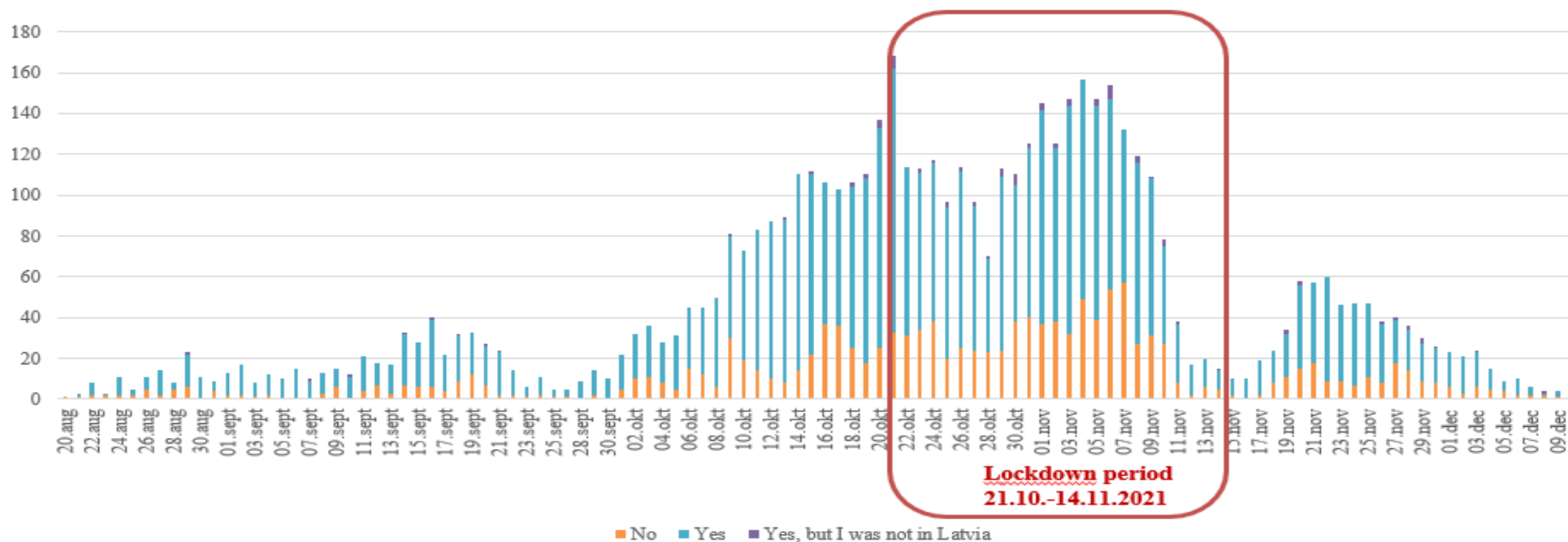




Central Statistical
Bureau of Latvia

Data collection by the date of the reference day

«Did you go outside of your home on the indicated reference day?»
Number of responses by the date of the reference day





Central Statistical
Bureau of Latvia

Unpredicted issues (COVID-19 restrictions in Latvia)

Limited mobility in **lockdown period**: 21.10. – 14.11.2021.

- ✓ Remote work
- ✓ Remote schooling
- ✓ Shops, cinemas, theaters, restaurants, etc. **closed**
- ✓ No public gatherings
- ✓ Car occupancy: maximum 2 people from the same household
- ✓ Curfew: every day 20.00 – 5.00



Central Statistical
Bureau of Latvia

Share of trip-makers among respondents

Reasons for not going out on the reference day

Mobility Survey of Latvian Population 2017



79%

of Latvian population had at least
one trip per day outside home

Mobility Survey of Latvian Population 2021



73%

of Latvian population had at least
one trip per day outside home

The most common reason for not going out on the reference day was



26%

illness or feeling unwell



23%

daily chores, repose



21%

weekend, day off



Central Statistical
Bureau of Latvia

Mobility survey 2017 vs 2021

2017

11 004
Sample size

1 563 453
Population (15-84)

61.38%
Response rate

6 739
Number of
respondents

78.8%
Share of trip-
makers among
respondents

2021

8 978
Sample size

1 516 653
Population (15-84)

60.44%
Response rate

5 427
Number of
respondents

73.0%
Share of trip-
makers among
respondents



Central Statistical
Bureau of Latvia

Distance calculation post data collection

- Maps provided by The **Latvian Geospatial Information Agency** used to calculate distances between two destinations;
- Addresses collected during the survey transformed into coordinates;
- Distance calculated as optimal, taking into account road classification and coverage, but one-way streets, speed restrictions and turn restrictions are not taken into account, as the topographic map does not contain such data;
- Distance on foot and by car.





Central Statistical
Bureau of Latvia

Medium and long distance mobility

Tourism Demand Survey

Adjustments required:

- source: Tourism Demand Survey (Regulation No 692/2011 of 6.07.11 concerning European statistics on tourism);
- addition of trip coordinates;
- calculation of the distances;
- calculation of mobility variables.

Tourism Demand Survey:

- number of same-day trips around Latvia;
- number of overnight trips around Latvia;
- number of same-day trips abroad;
- number of overnight trips abroad;
- mode of transport (passenger car, bus and coach, train, aviation, waterways, cycling, walking and other);
- travel purpose (professional or personal);
- address of respondent;
- CATTU (Classification of Administrative Territories and Territorial Units of the Republic of Latvia) of destination of trip;
- number of persons in the trip (passenger cars);
- country of destination of foreign trips.



Central Statistical
Bureau of Latvia

Medium and long distance mobility Variables

Possible quality improvements:

- In respect to the foreign trips an additional variable to the country should be added – city (to get a more precise estimate of a distance travelled);
- All visited places (cities) in order;
- Date when travelled (Working day/ non – working day)
- In respect to the passenger cars a variable «type of fuel» should be collected.



Central Statistical
Bureau of Latvia

Medium and long distance mobility

Passenger mobility indicators by distance classes	Medium distance mobility		Long distance mobility		Medium distance mobility		Long distance mobility	
	One-day	Overnight	One-day	Overnight	One-day	Overnight	One-day	Overnight
Survey type + survey period + data collection period	Continuous household survey of Personal and Professional trips of Latvian residents, quarterly summaries, 1.02.201–31.01.2018				Mobility of Latvian population in 2017, 1.09.2017–30.11.2017			
2. Number of trips per person/per year								
a) Total	1.60	1.07	0.02	0.85	0.57	0.66	NA	0.47
3. Travel distance per person/per year (km)/ Average distance per trip								
a) Total	883.5	786.9	59.9	3 035.4	391.0	801.6	NA	1 554.3
4. Travel time per person/ Total number of overnight stays								
a) Total		3 844 420.6		5 406 286.6		261.2		95 331.4
5. Passenger kilometers (pkm) for all reference population/ year								
a) Total	1 515 439 927.4	796 454 017.0	62 866 400.0	2 839 432 224.0	334 714 510.0	455 892 560.2	NA	775 822 413.3
6. Average vehicle occupancy								
For passenger car and taxi	2.10	2.40	1.50	1.80	1.99	1.59	0.00	1.84



Central Statistical
Bureau of Latvia

Questions, comments welcomed!



**Mobility of
Latvian
population
2021**



Finansē
Eiropas Savienība