

## Proposal for additions to ECE/TRANS/WP.29/GRE/2013/50

The text reproduced below proposes additions to the GTB proposal in GRE/2013/50 to improve the text following a further exchange between the experts of GTB and OICA. Additional explanations are included as mentioned in the last paragraph of the justification of GRE/2013/50.

A file containing editable versions of the images in this informal proposal is available for the secretariat to facilitate translation.

Paragraph 2.16.2., amend to read:

"2.16.2. "Two lamps" or "an even number of lamps" **in the shape of a band or strip**, means **two lamps with** a single light emitting surface, ~~in the shape of a band or strip if such band or strip is placed symmetrically in relation to the median longitudinal plane of the vehicle, extends on both sides to within at least 0.4 m of the extreme outer edge of the vehicle, and is not less than 0.8 m long; the illumination of such surface shall be provided by not less than two light sources placed as close as possible to its ends; the light emitting surface may be constituted by a number of juxtaposed elements on condition that the projections of the several individual light emitting surfaces on a transverse plane occupy not less than 60 per cent of the area of the smallest rectangle circumscribing the projections of the said individual light emitting surfaces.~~ **providing such a band or strip is placed symmetrically in relation to the median longitudinal plane of the vehicle. (See the diagram in Annex 3, Part 9)"**

Paragraph 5.7., amend the text proposed in GRE/2013/50 to read:

"5.7. **Grouped, combined or reciprocally incorporated or single lamps"**

Paragraph 5.7.2.1., amend to read:

"5.7.2.1. ~~Either the total area of the projection of the distinct parts on a plane tangent to the exterior surface of the outer lens and perpendicular to the reference axis shall occupy not less than 60 per cent of the smallest quadrilateral circumscribing the said projection, or the distance between two adjacent/tangential distinct parts shall not exceed 15 mm when measured perpendicularly to the reference axis. This requirement shall not apply to a retro-reflector.~~

**Single lamps as defined in paragraph 2.16.1. (a), composed of two or more distinct parts, shall be installed in such a way that:**

(a) **either the total area of the projection of the distinct parts on a plane tangent to the exterior surface of the outer lens and perpendicular to the reference axis shall occupy not less than 60 per cent of the smallest quadrilateral circumscribing the said projection; or**

(b) **the minimum distance between the facing edges of each combination of two adjacent/tangential distinct parts shall not exceed 75 mm when measured perpendicularly to the reference axis. (See the diagrams in Annex 3, Part 8)**

**These requirements shall not apply to a single retro-reflector."**

Annex 3., add a new part, 8, to read:

**"Part 8 Examples to enable a decision regarding the combinations of two or more distinct parts that shall be considered to meet the definition of "single lamp" in paragraph 5.7.2.1."**

### Comment [GTB1]:

This text has been added to refer to the explanatory diagram in Annex 3, Part 9

### Comment [GTB2]:

The words "or single" have been added to align the title to the revised text of the paragraph 5.7. introduced by GRE/2013/50

### Comment [GTB3]:

GTB considers that this meets the intent of the Informal proposal of OICA in GRE-70-20.

This approach also has the advantage of maintaining the existing structure of paragraph 5.7 that keeps all related aspects of grouped, combined, reciprocally incorporated and single lamps in one place in the regulation.

### Comment [GTB4]:

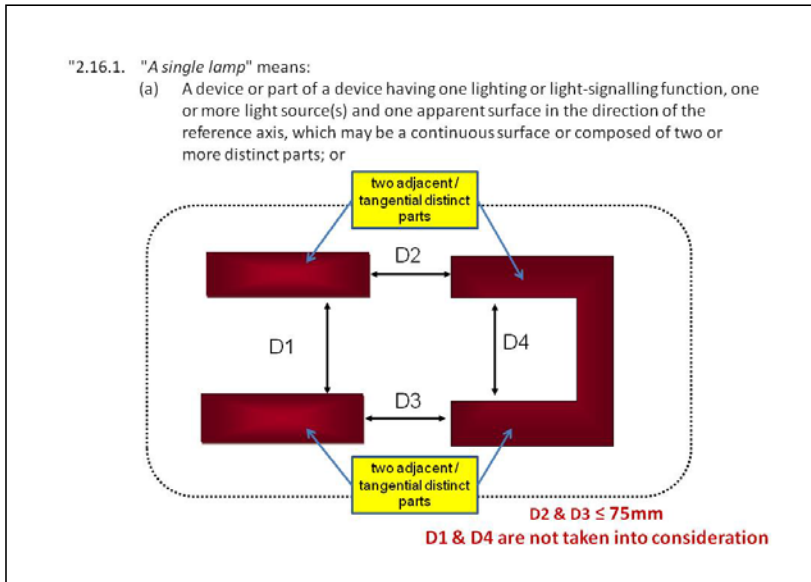
The words "of each combination of" have been added to make it clear which edges of the various distinct parts are to be considered. This is then clarified by the new Part 8 of annex 3

### Comment [GTB5]:

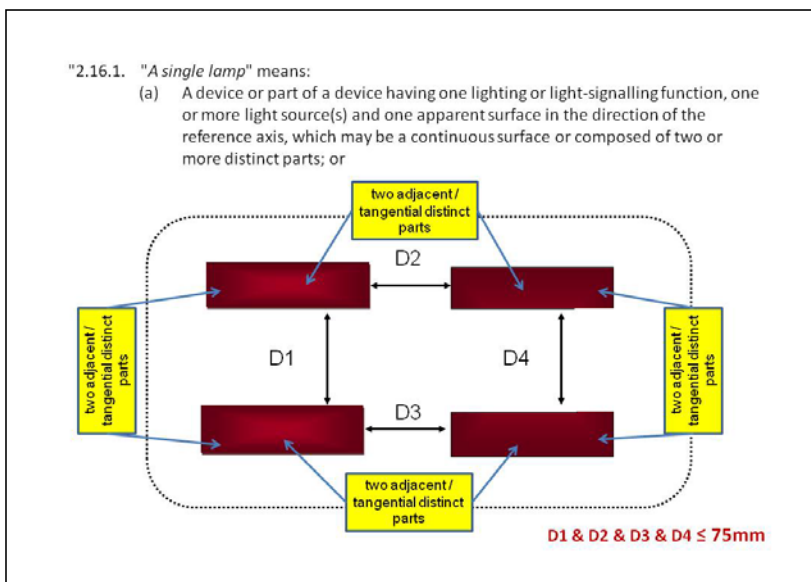
Originally the diagrams introduced here were intended to be submitted in an informal document to provide some detailed supporting explanation. However, during drafting of the information it became apparent that the diagrams should be integrated into annex 3 to the regulation.

These examples are intended to provide some guidance with regard to the application of the definition of “single lamp”. The installation and juxtaposition of these single lamps shall comply with the specific provisions in this regulations concerning positioning, geometric visibility, photometric performance etc.”

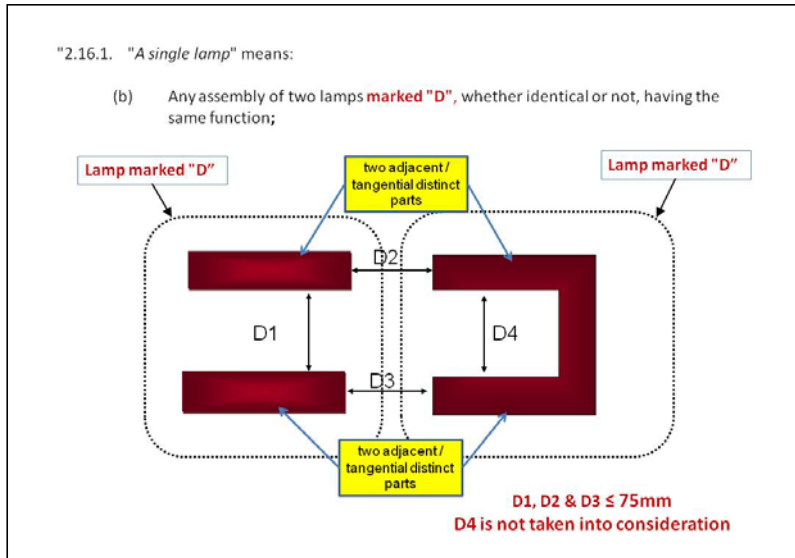
Example 1



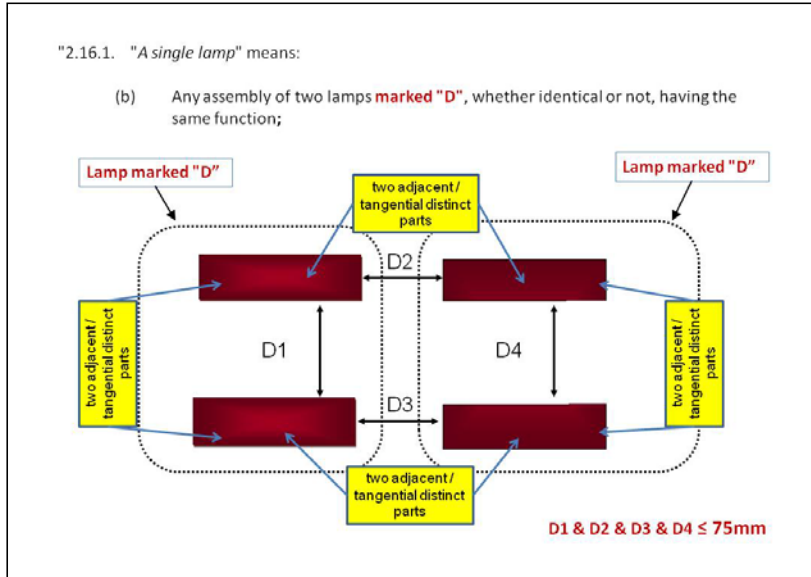
Example 2



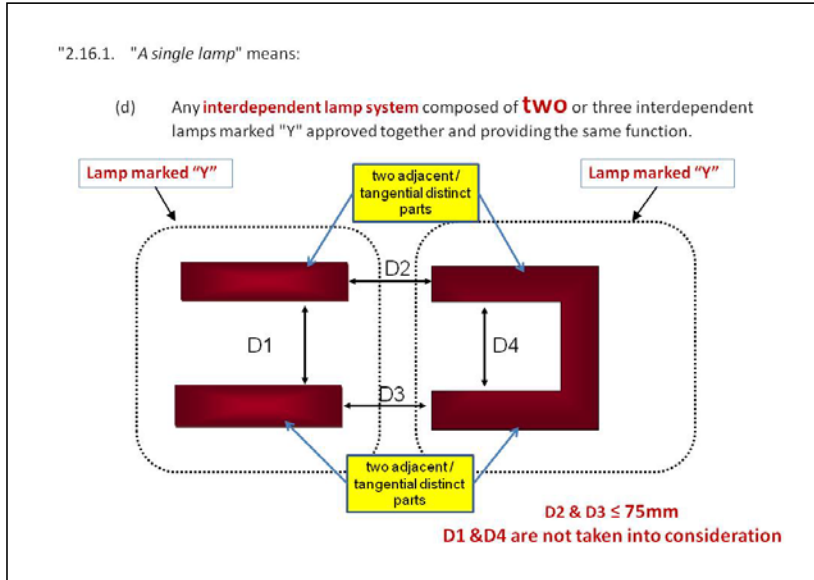
Example 3



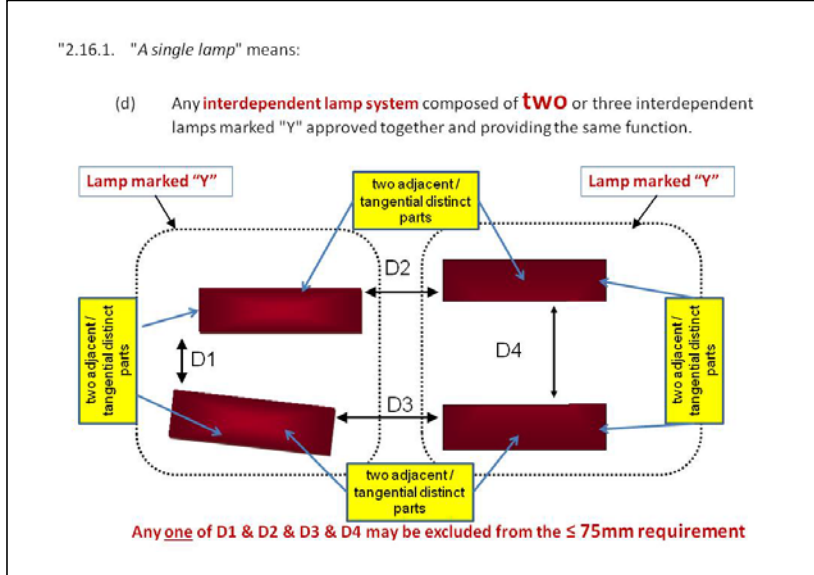
Example 4



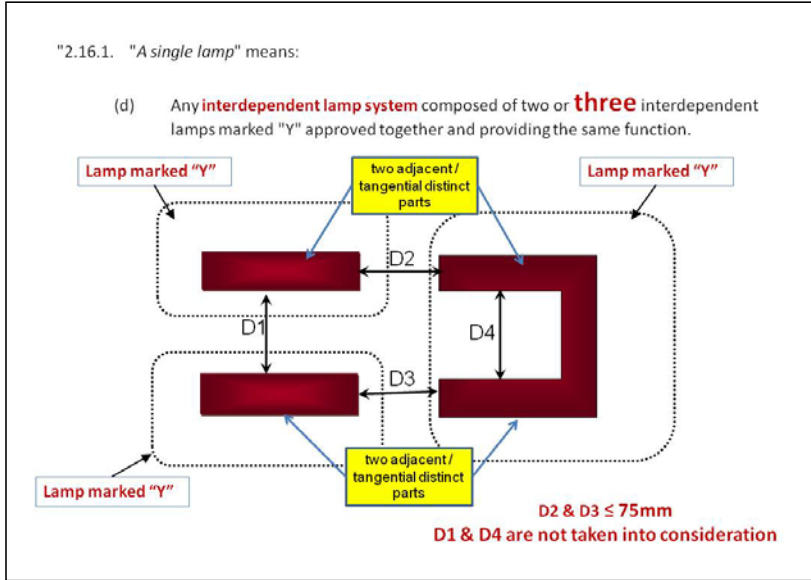
Example 5



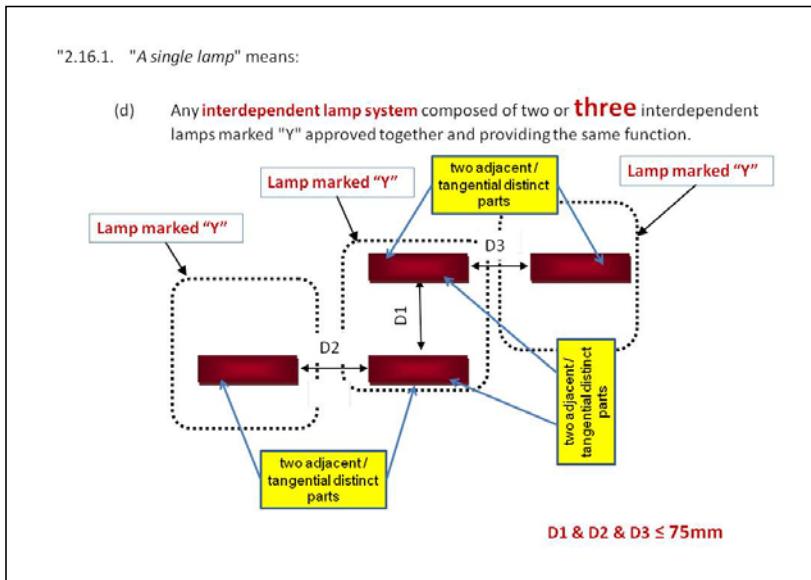
Example 6



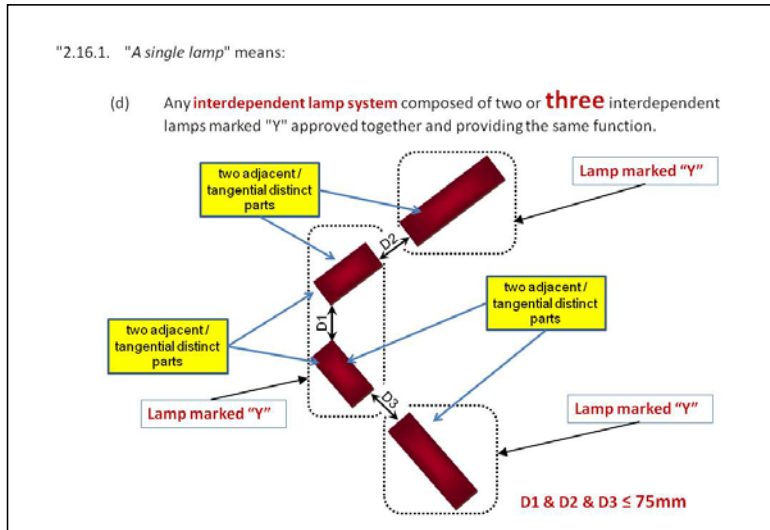
Example 7



Example 8



Example 9



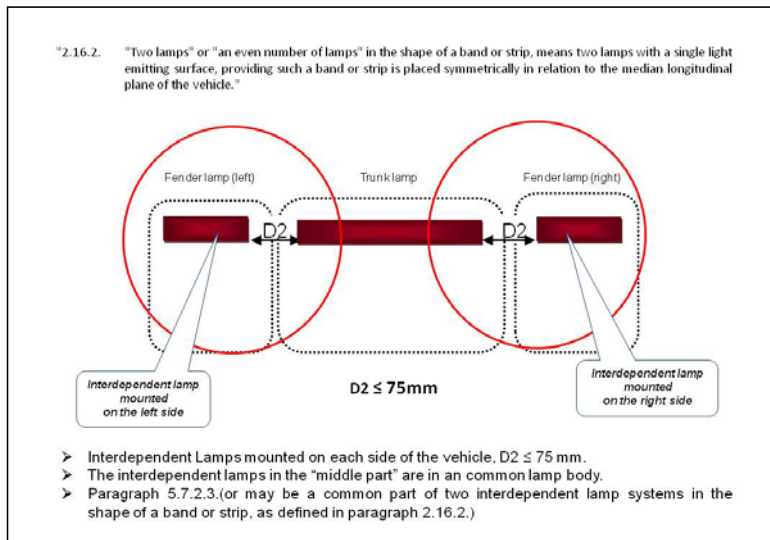
Annex 3, add a new part, 9, to read:

**“Part 9 Example of an installation according to the provisions of paragraph 2.16.1.”**

This example is intended to provide guidance with regard to the application of the definition of “single lamp” in the context of paragraph 2.16.1 of this regulation. The installation and juxtaposition of these “single lamps” shall comply with the specific provisions in this regulations concerning positioning, geometric visibility, photometric performance etc.”

**Comment [GTB6]:**

Originally this diagram introduced here was intended to be submitted in an informal document to provide some detailed supporting explanation. However, during drafting of the information it became apparent that the diagram should be integrated into annex 3 to the regulation.



-----